

Active Primary Care Practitioner Distribution by County – Dec. 2010

Source: Kansas Licensure Database, KHPA

Kansas Health Care Workforce Partnership Committee
February 22, 2011



PROFESSIONAL LICENSURE DATABASE - An Overview

Professional Licensure

- Contains data reported from 8 professional licensure boards for 67 health professions.
 - Kansas State Board of Healing Arts
 - Kansas Behavioral Sciences Regulatory Board
 - Health Occupations Credentialing Program (KDHE)
 - Kansas State Board of Nursing
 - Kansas State Board of Pharmacy
 - Kansas Dental Board
 - Kansas Board of Emergency Medical Services
 - Kansas Board of Examiners in Optometry

Professional Licensure – Included Professionals

- Kansas State Board of Healing Arts

- MDs
- DOs
- Physician Assistants
- Chiropractors
- Occupational Therapists
- Occupational Therapy Assistants
- Physical Therapists
- Physical Therapy Assistants
- Respiratory Therapists
- Student Respiratory Therapists
- Athletic Trainers
- Naturopaths (NDs)
- Naturopaths with Acupuncture (NDAs)
- Radiologic Technicians
- Resident Physicians
- Contact Lens Distributors
- Institutional

Professional Licensure – Included Professionals

- Kansas Behavioral Sciences Regulatory Board
 - Psychologists
 - Masters (LMLP)
 - PhD (LP)
 - Social Workers
 - Associates (LASW)
 - Bachelors (LBSW)
 - Masters (LMSW)
 - Clinical (LSCSW)
 - Licensed Professional Counselor (LPC)
 - Licensed Clinical Professional Counselor (LCPC)
 - Family and Marriage Therapists (LMFT)
 - Clinical Family and Marriage Therapists (LCMFT)
 - Clinical Psychotherapists (LCP)
 - Alcohol/Drug Abuse Counselors (RAODAC)

Professional Licensure – Included Professionals

- Health Occupations Credentialing Program (KDHE)
 - Audiologists
 - Speech Pathologists
 - Adult Care Home Administrators
 - Dietitians
 - Certified Nurse Aides (CNAs)
 - Certified Medication Aides (CMAs)
 - Home Health Aides

Professional Licensure – Included Professionals

- Kansas State Board of Nursing
 - Licensed Practical Nurses (LPN)
 - Registered Nurses (RN)
 - Licensed Mental Health Technicians (LMHT)
 - Advanced Registered Nurse Practitioners (ARNP)
 - Nurse Practitioners (NP)
 - Clinical Nurse Specialists (CNS)
 - Registered Nurse Anesthetists (RNA)
 - Nurse Midwives (NMW)

Professional Licensure – Included Professionals

- Kansas State Board of Pharmacy
 - Pharmacists
 - Pharmacies
 - Manufacturers
 - Distributors
 - Non-Prescription Distributors
 - Retail Dealers
 - Ambulances
 - Analytic Laboratories
 - County Health/Family Planning Centers
 - Institutional Drug Rooms
 - Research and Teaching
 - Non-Resident Pharmacies
 - Pharmacy Technicians
 - Pharmacy Interns
 - Sample Distributors
 - Durable Medical Equipment

Professional Licensure – Included Professionals

- Kansas Dental Board
 - Dentists
 - Dental Hygienists

Professional Licensure – Included Professionals

- Kansas Board of Emergency Medical Services
 - EMT – Level One
 - EMT – Intermediate
 - EMT – Defibrillator
 - EMT – Intermediate Defibrillator
 - EMT – Paramedic (MICT)
 - EMT – First Responder

Professional Licensure – Included Professionals

- Kansas Board of Examiners in Optometry
 - Optometrists

Professional Licensure – Data Collection & Management

- Data captured from application, renewal, reinstatement, reciprocity, and other forms & licensing processes by the 8 Licensure Boards
- Monthly data transfer to KHPA from the 8 Boards
- Data arrives via FTP transmission
- Data began being collected in the 1990s
- KHPA has monthly data for January 2005 through December 2010
- Data currently administered by KHPA & shared with KDHE, which augments it with FTE surveys for HPSA/MUA designations



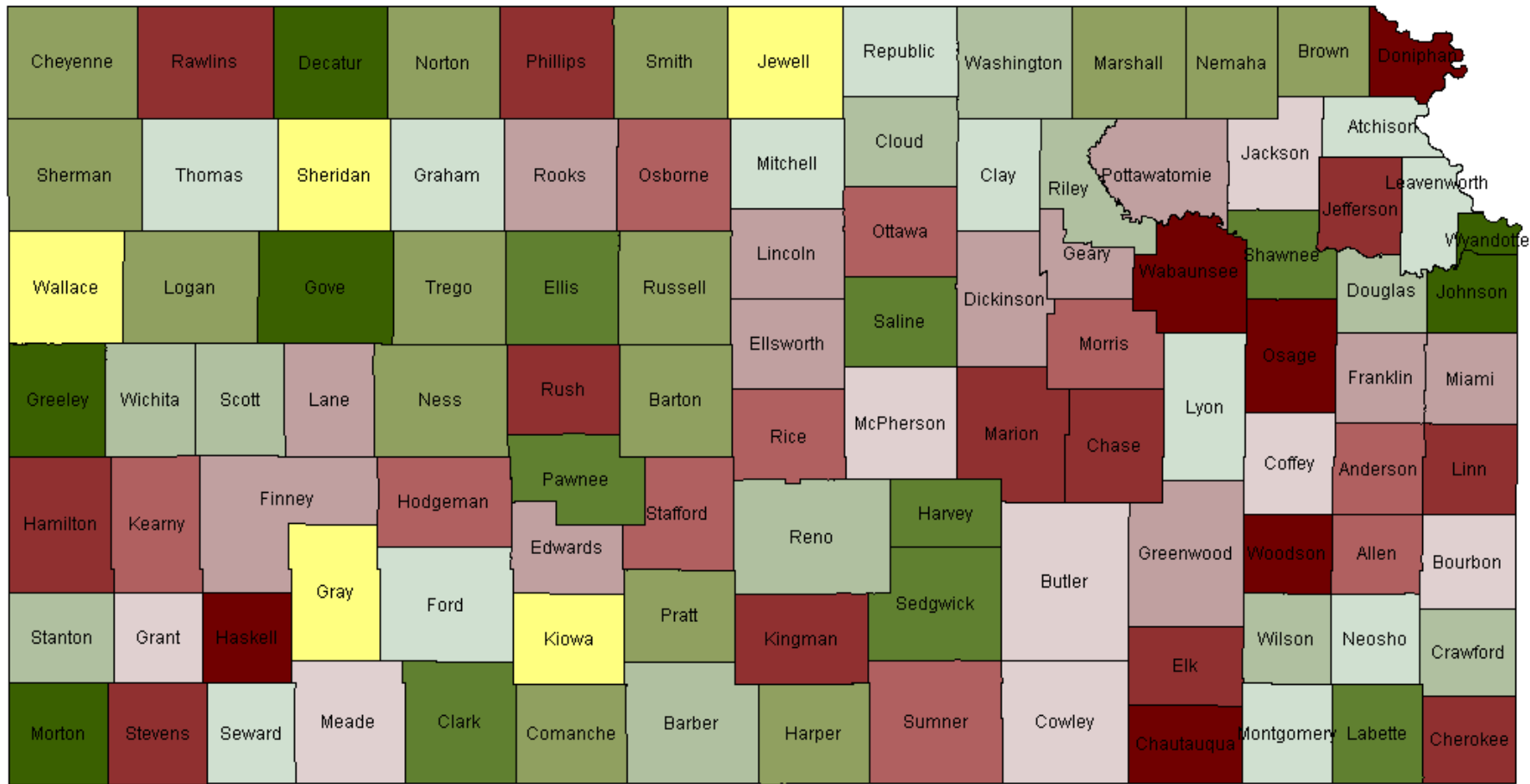
KANSAS COUNTY-LEVEL DISTRIBUTIONS OF PRIMARY CARE PROFESSIONALS

- December 2010 Results

***(based on merged data sources from all 8
Licensure Boards)***

PRIMARY CARE MDs, DOs & RESIDENCY PHYSICIANS: Population-to-Practitioner Ratio

December 2010 Active Licensees



Note: Yellow highlighting indicates no practitioner in county; Unadjusted for practice hours;

Includes mental health but not dental professions

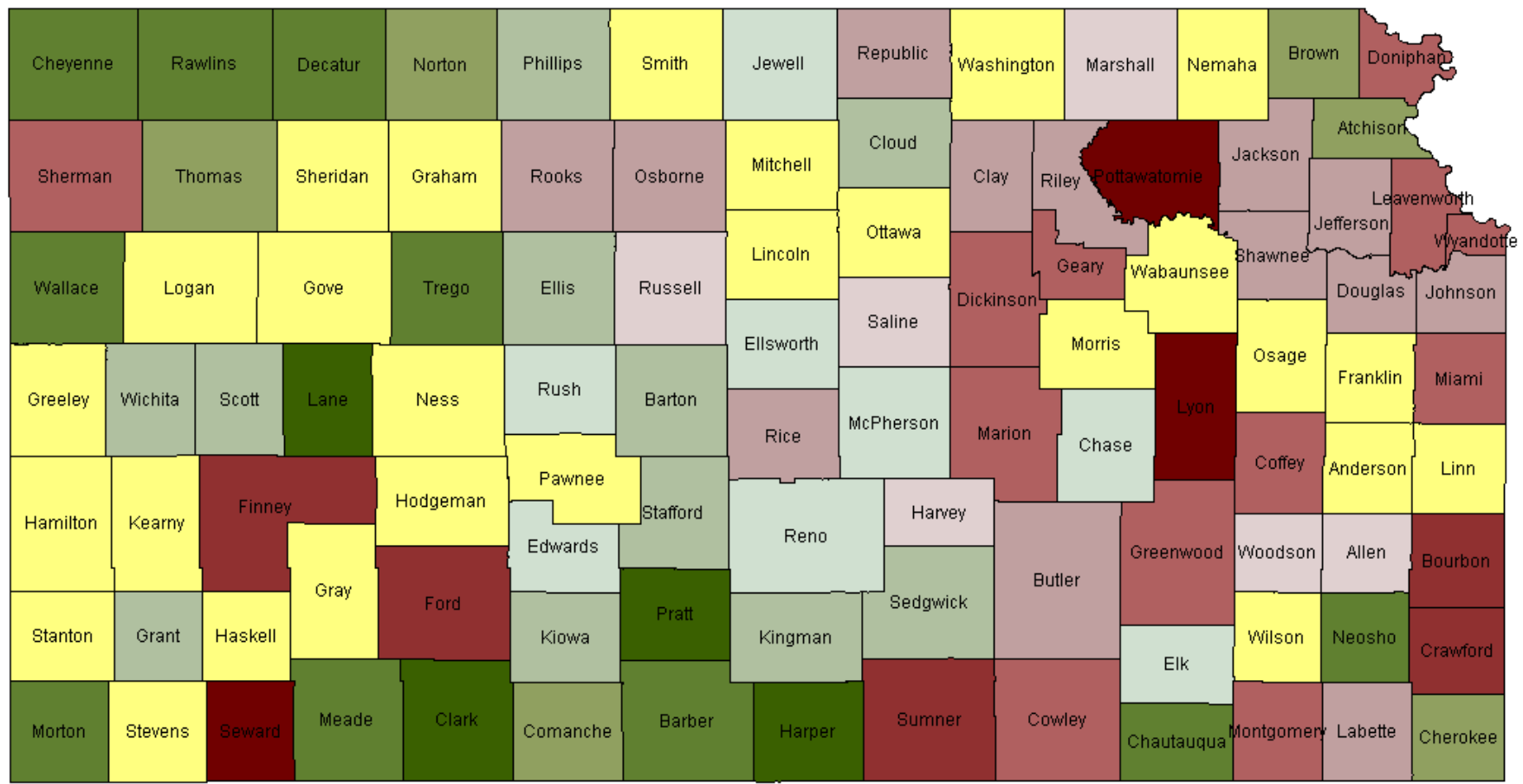
Detailed Primary Care Physician Tables by County with Specialty & Average Age

Population per Physician

- 3,220 to 4,010 (6)
- 2,420 to 3,220 (12)
- 1,880 to 2,420 (10)
- 1,530 to 1,880 (12)
- 1,340 to 1,530 (8)
- 1,190 to 1,340 (12)
- 1,020 to 1,190 (11)
- 820 to 1,020 (15)
- 580 to 820 (8)
- 260 to 580 (6)

PHYSICIAN ASSISTANTS : Population-to-Practitioner Ratio

December 2010 Active Licensees

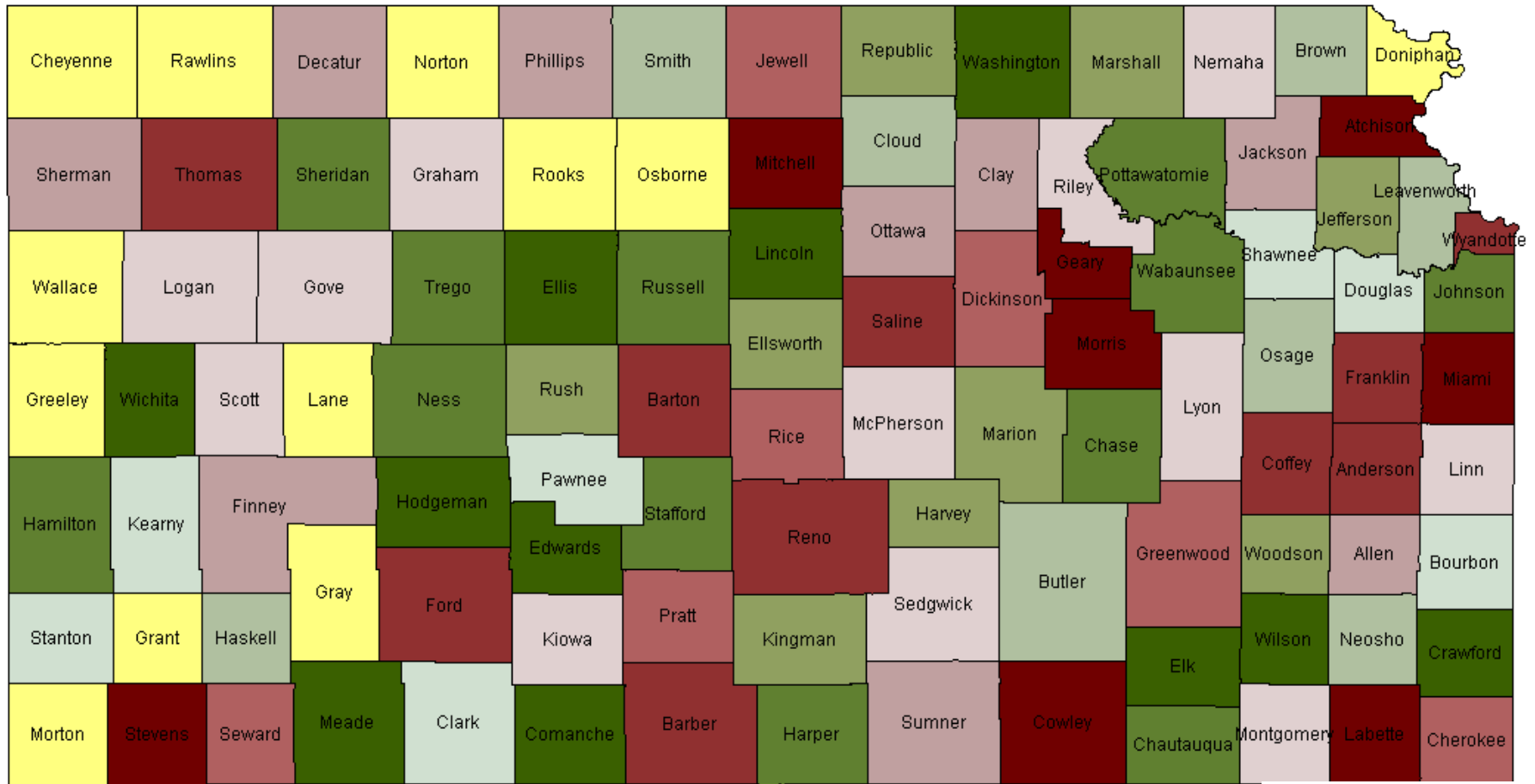


Note: Yellow highlighting indicates no practitioner in county; Unadjusted for practice hours

Detailed Physician Assistant Tables by County with Average Age

PRIMARY CARE NURSE PRACTITIONERS: Population-to-Practitioner Ratio

December 2010 Active Licensees



Note: Yellow highlighting indicates no practitioner in county; Unadjusted for practice hours

Population per Nurse Practitioner

- 5,120 to 8,410 (8)
- 3,670 to 5,120 (10)
- 3,050 to 3,670 (7)
- 2,630 to 3,050 (9)
- 2,280 to 2,630 (12)
- 2,040 to 2,280 (7)
- 1,850 to 2,040 (8)
- 1,510 to 1,850 (9)
- 1,210 to 1,510 (12)
- 880 to 1,210 (11)

Detailed Primary Care NP Tables by County with Specialty & Average Age

Professional Licensure – Quality of Data

- Data is self reported by Professionals to the Licensing Boards
- Data has an individual identifier
- Not all elements are collected by each board
- There is not a standard set of data elements and formats across the boards
- Practice site not always collected. In some instances, the mailing address is submitted, without clear indication whether home or office.
- Only have practice locations for professionals licensed by Board of Healing Arts, Dental Board, Behavioral Sciences Regulatory Board, Board of Examiners in Optometry
- Hours practiced per week (FTE) data requires additional survey

Recommendations for Enhancement of the Kansas Licensure Dataset

Health Professions Workforce Data Workgroup
(Sub-committee of the Kansas Health Data Consortium)

*Comprehensive Multi-stakeholder Needs/Gap Analysis and
Review: November 2009 to April 2010*

WORKGROUP GOAL

- Review the current health professions/licensure data for statewide workforce planning and access to care and develop recommendations to the Data Consortium and/or the Kansas Health Policy Authority (KHPA) Board for needed improvements in data collection.

STRATEGY

- Collaborative effort between suppliers, regulators, and users of workforce data to :
 - Conduct a comprehensive needs assessment
 - Identify gaps in current data
 - Brainstorm opportunities to optimize data collection to match needs, taking into consideration the cost and burden to providers

PROGRESS RECAP

- Meeting 1 – Needs Assessment (11/6/09)
- Meeting 2 – Gap Analysis and Review (1/15/10)
- Meeting 3 – Crafting Solutions/Recommendations (3/30/10)

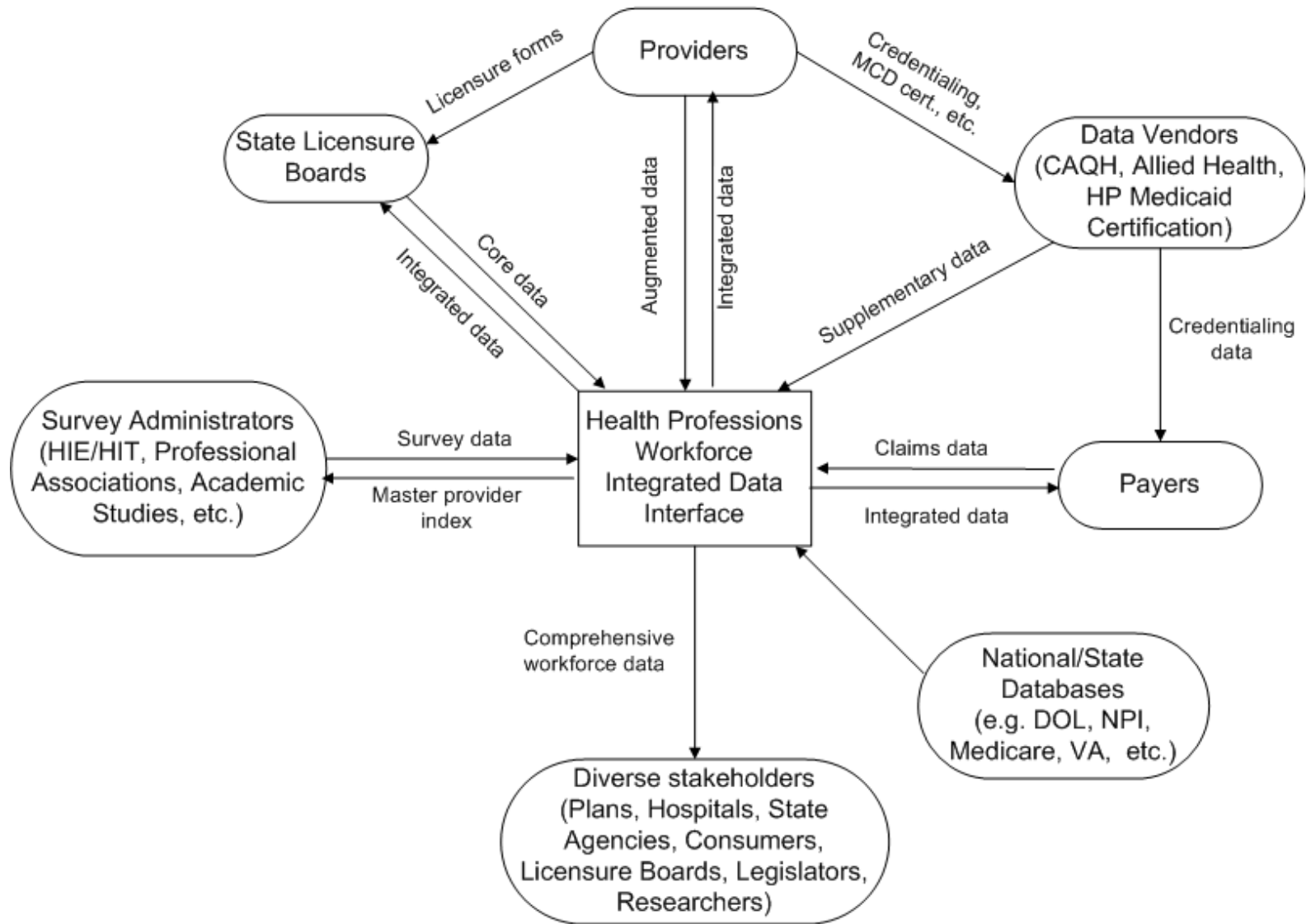
NEEDS ASSESSMENT

- Consolidated list of needs compiled from:
 - Recommendations from Physician Workforce and Oral Workforce Studies (presented at Data Consortium meeting on 10/6/09 and first workgroup meeting on 11/6/09)
 - Suggestions from Data Consortium and Workgroup members to identify needs of various stakeholders
 - Discussion of needs at first workgroup meeting
 - Scanning of workforce Initiatives in other states (CA, NC, TX)

GAP ANALYSIS

- Review of data fields received from Boards by KHPA
- KDHE data field review
- Assessment of percent missing data by provider for select fields in Licensure database
- Review of elements on Application, Renewal, Reinstatement, and Reciprocity forms used by the 8 Boards (80 provider forms and 15 business forms):
 - Grayscale map for visual representation of gaps
 - Detailed compilation
- Draft list of workforce elements reviewed collectively by workgroup on 1/15/10 to capture comments, concerns, suggestions
- Review of other data sources: CAQH (Universal Provider Database)
- All meeting materials available online at [http://www.khpa.ks.gov/data_consortium/Health Professions Workforce Data.html](http://www.khpa.ks.gov/data_consortium/Health_Professions_Workforce_Data.html)

SCHEMATIC DRAFT – PROPOSED MODEL



Proposed Data Elements

- Core data elements proposed for submission by all Boards
- Augmented data elements obtained from providers by third party website
- Supplementary data elements to be filled in based on data from other sources, surveys (HIE/HIT, Professional Associations etc.), MAPIR (Medical Assistance Provider Incentive Registry), etc.

- *Proposed Minimum dataset:*

http://www.khpa.ks.gov/data_consortium/Docs/042010/Proposed_Minimum_Dataset.pdf

- *Full details of Data Consortium Health Professions Data Workgroup:*

http://www.khpa.ks.gov/data_consortium/Health_Professions_Workforce_Data.html



Hareesh Mavoori

Director, Program Informatics & Continuing Improvement

Marilyn Cozad

Applications Developer, Health Professions Licensure Database

<http://www.khpa.ks.gov/>