

# Active Primary Care Practitioner Distribution by County – Dec. 2010

Source: Kansas Licensure Database, KHPA

Kansas Health Care Workforce Partnership Committee  
February 22, 2011



# ***PROFESSIONAL LICENSURE DATABASE - An Overview***

## Professional Licensure

---

- Contains data reported from 8 professional licensure boards for 67 health professions.
  - Kansas State Board of Healing Arts
  - Kansas Behavioral Sciences Regulatory Board
  - Health Occupations Credentialing Program (KDHE)
  - Kansas State Board of Nursing
  - Kansas State Board of Pharmacy
  - Kansas Dental Board
  - Kansas Board of Emergency Medical Services
  - Kansas Board of Examiners in Optometry

# Professional Licensure – Included Professionals

- Kansas State Board of Healing Arts

- MDs
- DOs
- Physician Assistants
- Chiropractors
- Occupational Therapists
- Occupational Therapy Assistants
- Physical Therapists
- Physical Therapy Assistants
- Respiratory Therapists
- Student Respiratory Therapists
- Athletic Trainers
- Naturopaths (NDs)
- Naturopaths with Acupuncture (NDAs)
- Radiologic Technicians
- Resident Physicians
- Contact Lens Distributors
- Institutional

# Professional Licensure – Included Professionals

- Kansas Behavioral Sciences Regulatory Board
  - Psychologists
    - Masters (LMLP)
    - PhD (LP)
  - Social Workers
    - Associates (LASW)
    - Bachelors (LBSW)
    - Masters (LMSW)
    - Clinical (LSCSW)
  - Licensed Professional Counselor (LPC)
  - Licensed Clinical Professional Counselor (LCPC)
  - Family and Marriage Therapists (LMFT)
  - Clinical Family and Marriage Therapists (LCMFT)
  - Clinical Psychotherapists (LCP)
  - Alcohol/Drug Abuse Counselors (RAODAC)

## Professional Licensure – Included Professionals

---

- Health Occupations Credentialing Program (KDHE)
  - Audiologists
  - Speech Pathologists
  - Adult Care Home Administrators
  - Dietitians
  - Certified Nurse Aides (CNAs)
  - Certified Medication Aides (CMAs)
  - Home Health Aides

# Professional Licensure – Included Professionals

---

- Kansas State Board of Nursing
  - Licensed Practical Nurses (LPN)
  - Registered Nurses (RN)
  - Licensed Mental Health Technicians (LMHT)
  - Advanced Registered Nurse Practitioners (ARNP)
    - Nurse Practitioners (NP)
    - Clinical Nurse Specialists (CNS)
    - Registered Nurse Anesthetists (RNA)
    - Nurse Midwives (NMW)

# Professional Licensure – Included Professionals

- Kansas State Board of Pharmacy
  - Pharmacists
  - Pharmacies
  - Manufacturers
  - Distributors
  - Non-Prescription Distributors
  - Retail Dealers
  - Ambulances
  - Analytic Laboratories
  - County Health/Family Planning Centers
  - Institutional Drug Rooms
  - Research and Teaching
  - Non-Resident Pharmacies
  - Pharmacy Technicians
  - Pharmacy Interns
  - Sample Distributors
  - Durable Medical Equipment

# Professional Licensure – Included Professionals

---

- Kansas Dental Board
  - Dentists
  - Dental Hygienists

## Professional Licensure – Included Professionals

---

- Kansas Board of Emergency Medical Services
  - EMT – Level One
  - EMT – Intermediate
  - EMT – Defibrillator
  - EMT – Intermediate Defibrillator
  - EMT – Paramedic (MICT)
  - EMT – First Responder

## Professional Licensure – Included Professionals

- Kansas Board of Examiners in Optometry
  - Optometrists

## Professional Licensure – Data Collection & Management

---

- Data captured from application, renewal, reinstatement, reciprocity, and other forms & licensing processes by the 8 Licensure Boards
- Monthly data transfer to KHPA from the 8 Boards
- Data arrives via FTP transmission
- Data began being collected in the 1990s
- KHPA has monthly data for January 2005 through December 2010
- Data currently administered by KHPA & shared with KDHE, which augments it with FTE surveys for HPSA/MUA designations



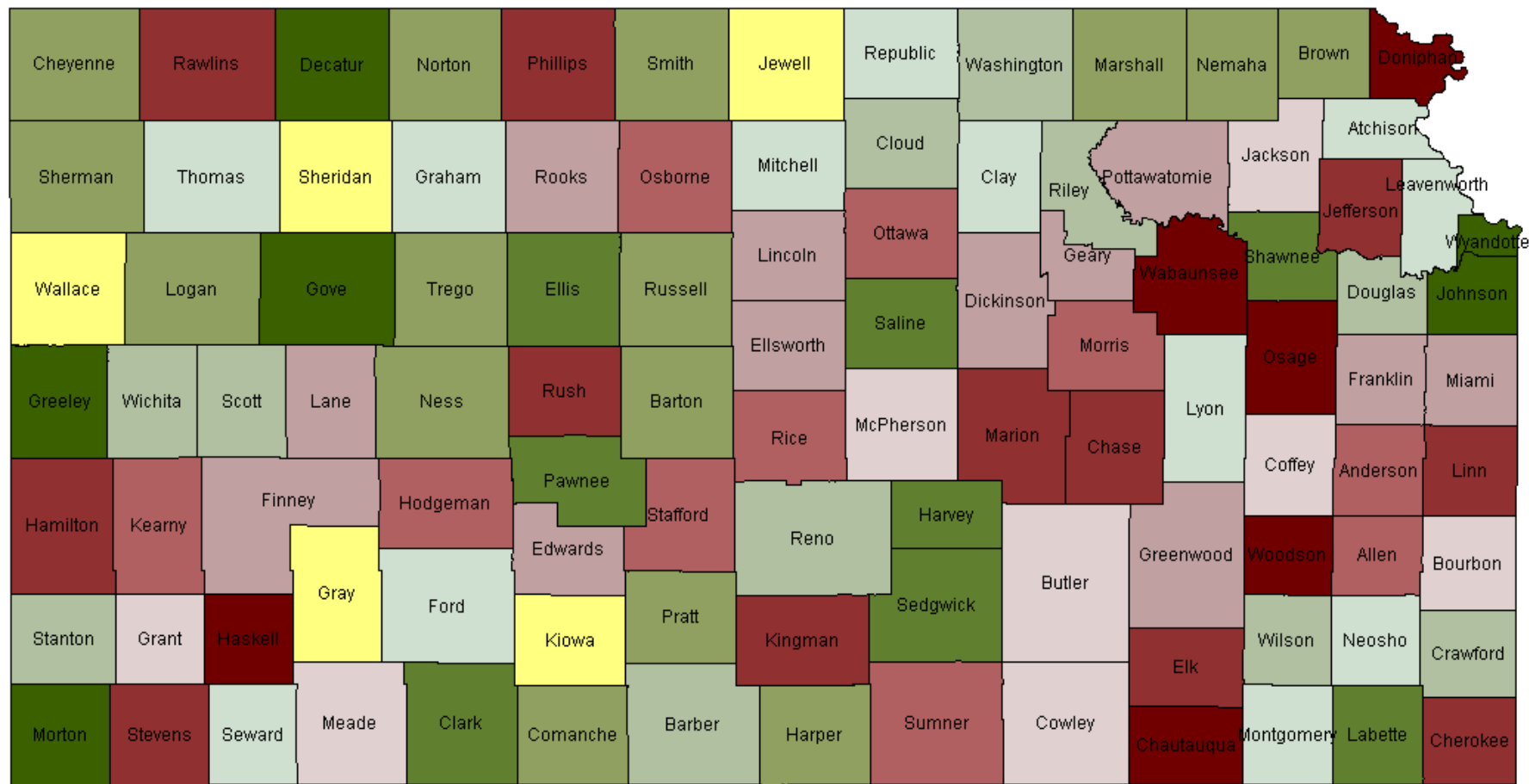
# ***KANSAS COUNTY-LEVEL DISTRIBUTIONS OF PRIMARY CARE PROFESSIONALS***

***- December 2010 Results***

***(based on merged data sources from all 8  
Licensure Boards)***

# PRIMARY CARE MDs, DOs & RESIDENCY PHYSICIANS: Population-to-Practitioner Ratio

## December 2010 Active Licensees



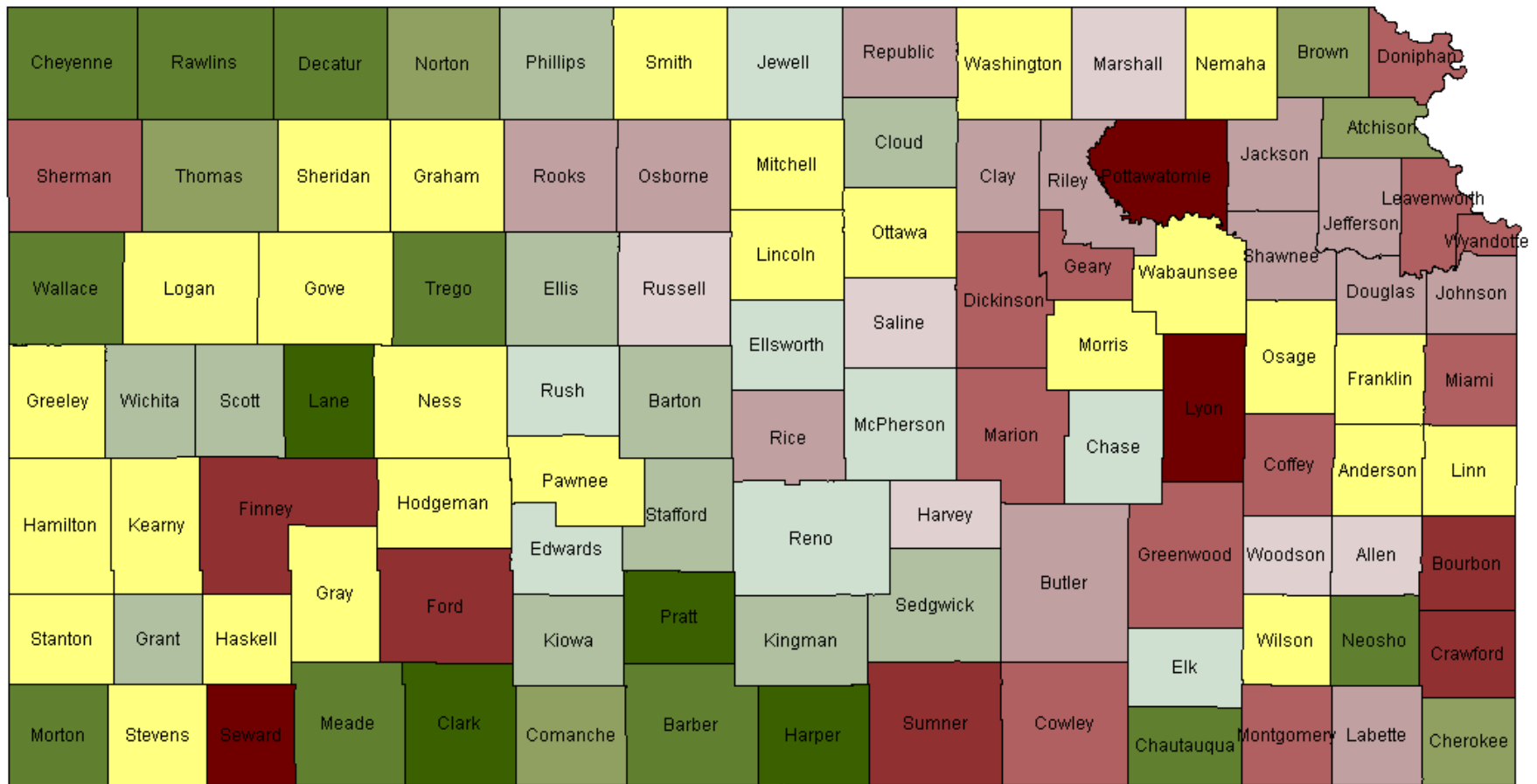
Note: Yellow highlighting indicates no practitioner in county; Unadjusted for practice hours;

Includes mental health but not dental professions

***Detailed Primary Care Physician Tables by County with Specialty & Average Age***

# PHYSICIAN ASSISTANTS : Population-to-Practitioner Ratio

December 2010 Active Licensees

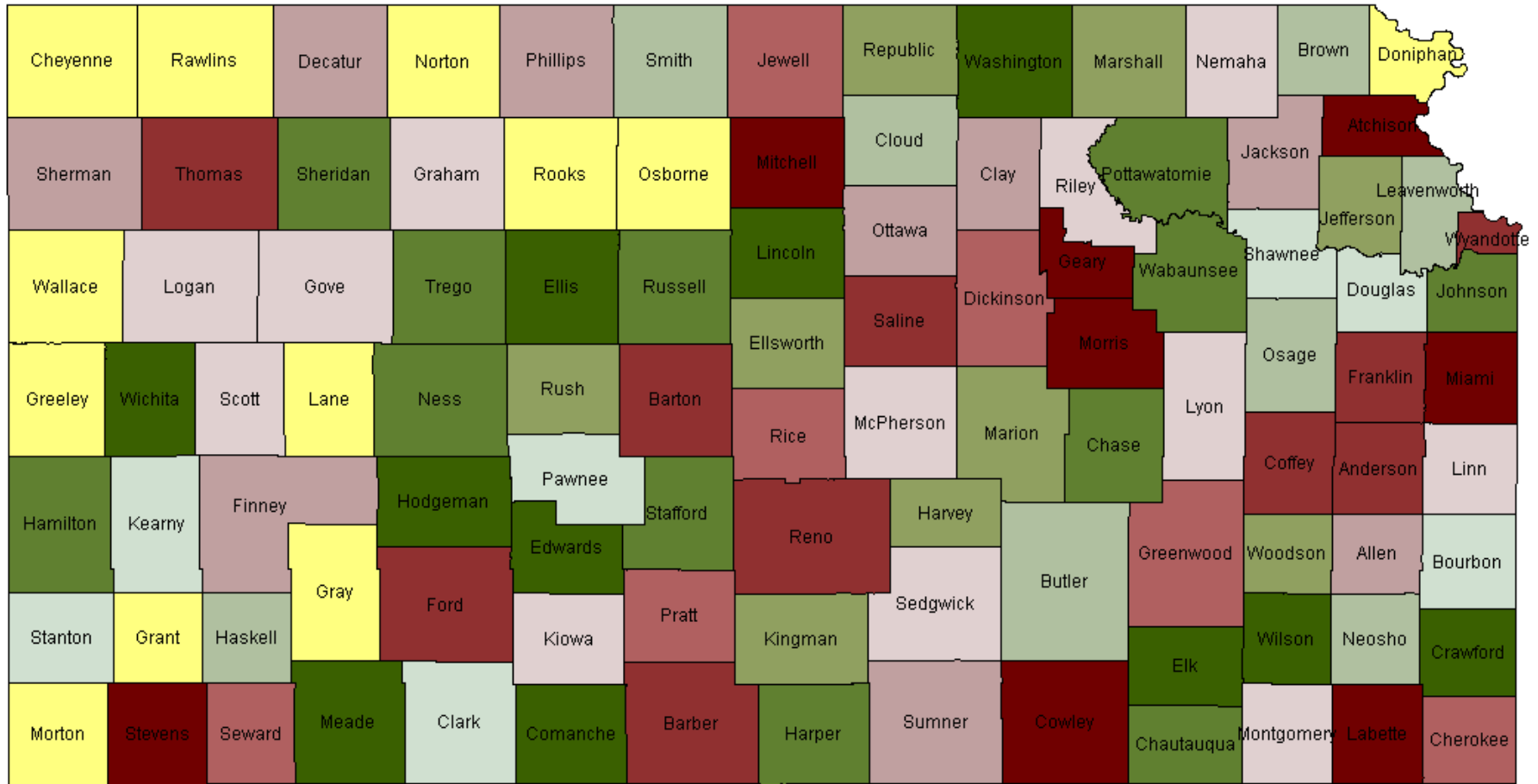


Note: Yellow highlighting indicates no practitioner in county; Unadjusted for practice hours

***Detailed Physician Assistant Tables by County with Average Age***

# PRIMARY CARE NURSE PRACTITIONERS: Population-to-Practitioner Ratio

December 2010 Active Licensees



Note: Yellow highlighting indicates no practitioner in county; Unadjusted for practice hours

Population per Nurse Practitioner

- 5,120 to 8,410 (8)
- 3,670 to 5,120 (10)
- 3,050 to 3,670 (7)
- 2,630 to 3,050 (9)
- 2,280 to 2,630 (12)
- 2,040 to 2,280 (7)
- 1,850 to 2,040 (8)
- 1,510 to 1,850 (9)
- 1,210 to 1,510 (12)
- 880 to 1,210 (11)

***Detailed Primary Care NP Tables by County with Specialty & Average Age***

## Professional Licensure – Quality of Data

---

- Data is self reported by Professionals to the Licensing Boards
- Data has an individual identifier
- Not all elements are collected by each board
- There is not a standard set of data elements and formats across the boards
- Practice site not always collected. In some instances, the mailing address is submitted, without clear indication whether home or office.
- Only have practice locations for professionals licensed by Board of Healing Arts, Dental Board, Behavioral Sciences Regulatory Board, Board of Examiners in Optometry
- Hours practiced per week (FTE) data requires additional survey

# Recommendations for Enhancement of the Kansas Licensure Dataset

**Health Professions Workforce Data Workgroup  
(Sub-committee of the Kansas Health Data Consortium)**

*Comprehensive Multi-stakeholder Needs/Gap Analysis and  
Review: November 2009 to April 2010*

## WORKGROUP GOAL

---

- Review the current health professions/licensure data for statewide workforce planning and access to care and develop recommendations to the Data Consortium and/or the Kansas Health Policy Authority (KHPA) Board for needed improvements in data collection.

# STRATEGY

---

- Collaborative effort between suppliers, regulators, and users of workforce data to :
  - Conduct a comprehensive needs assessment
  - Identify gaps in current data
  - Brainstorm opportunities to optimize data collection to match needs, taking into consideration the cost and burden to providers

# PROGRESS RECAP

---

- Meeting 1 – Needs Assessment (11/6/09)
- Meeting 2 – Gap Analysis and Review (1/15/10)
- Meeting 3 – Crafting Solutions/Recommendations (3/30/10)

# NEEDS ASSESSMENT

---

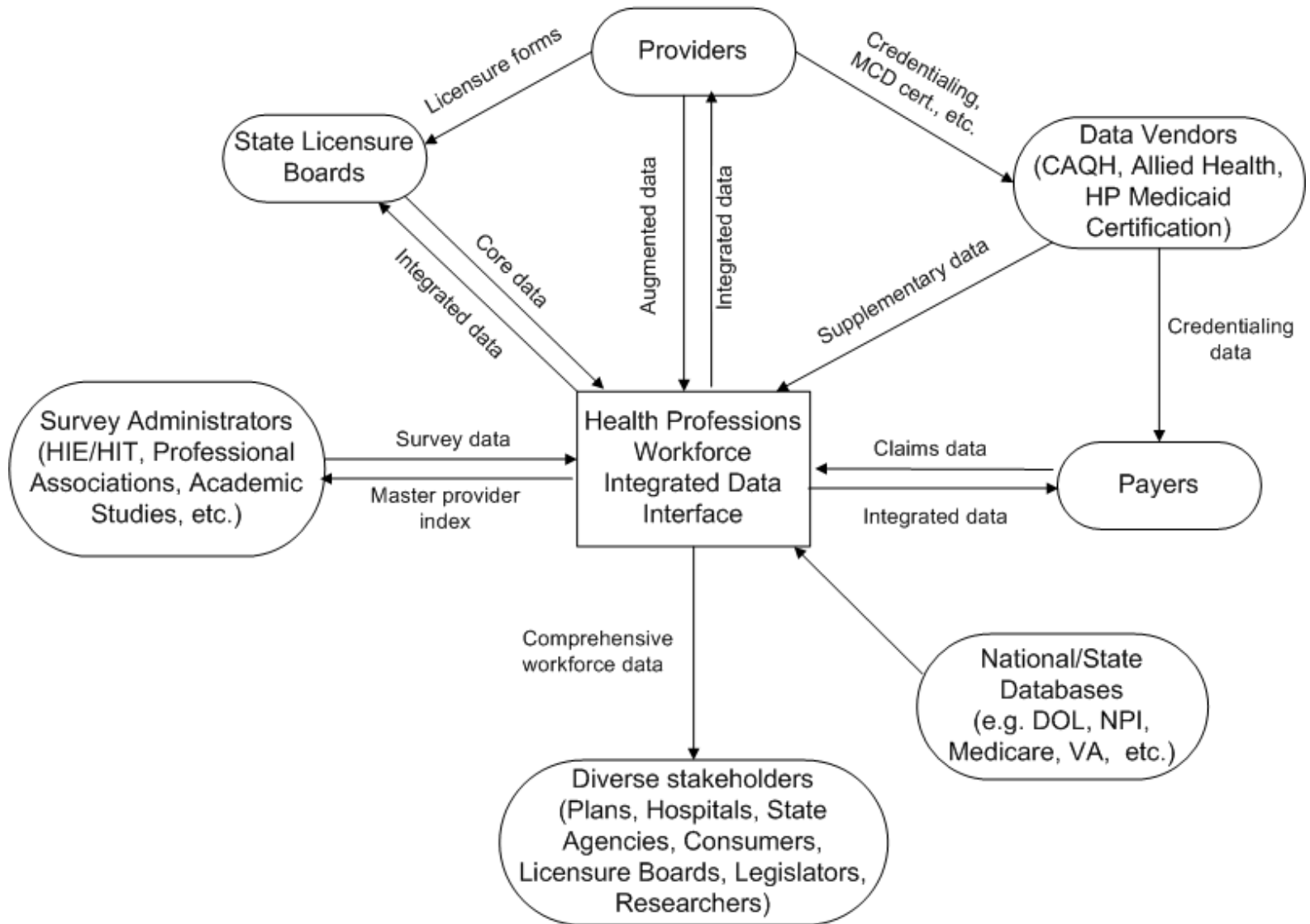
- Consolidated list of needs compiled from:
  - Recommendations from Physician Workforce and Oral Workforce Studies (presented at Data Consortium meeting on 10/6/09 and first workgroup meeting on 11/6/09)
  - Suggestions from Data Consortium and Workgroup members to identify needs of various stakeholders
  - Discussion of needs at first workgroup meeting
  - Scanning of workforce Initiatives in other states (CA, NC, TX)

# GAP ANALYSIS

---

- Review of data fields received from Boards by KHPA
- KDHE data field review
- Assessment of percent missing data by provider for select fields in Licensure database
- Review of elements on Application, Renewal, Reinstatement, and Reciprocity forms used by the 8 Boards (80 provider forms and 15 business forms):
  - Grayscale map for visual representation of gaps
  - Detailed compilation
- Draft list of workforce elements reviewed collectively by workgroup on 1/15/10 to capture comments, concerns, suggestions
- Review of other data sources: CAQH (Universal Provider Database)
- All meeting materials available online at [http://www.khpa.ks.gov/data\\_consortium/Health\\_Professions\\_Workforce\\_Data.html](http://www.khpa.ks.gov/data_consortium/Health_Professions_Workforce_Data.html)

## SCHEMATIC DRAFT – PROPOSED MODEL



## Proposed Data Elements

---

- Core data elements proposed for submission by all Boards
- Augmented data elements obtained from providers by third party website
- Supplementary data elements to be filled in based on data from other sources, surveys (HIE/HIT, Professional Associations etc.), MAPIR (Medical Assistance Provider Incentive Registry), etc.

- *Proposed Minimum dataset:*

[http://www.khpa.ks.gov/data\\_consortium/Docs/042010/Proposed\\_Minimum\\_Dataset.pdf](http://www.khpa.ks.gov/data_consortium/Docs/042010/Proposed_Minimum_Dataset.pdf)

- *Full details of Data Consortium Health Professions Data Workgroup:*

[http://www.khpa.ks.gov/data\\_consortium/Health\\_Professions\\_Workforce\\_Data.html](http://www.khpa.ks.gov/data_consortium/Health_Professions_Workforce_Data.html)



## **Hareesh Mavoori**

*Director, Program Informatics & Continuing Improvement*

## **Marilyn Cozad**

*Applications Developer, Health Professions Licensure Database*

<http://www.khpa.ks.gov/>

---

# BACKUP SLIDES

# National Provider Index (NPI)

## National Provider Index (NPI) - Description

---

- National Provider Identifier (NPI) is a unique identifier number for covered health care providers and all health plans and health care clearinghouses to be used in all administrative and financial transactions under HIPAA.
- 10 digit number, considered intelligence free in that it will not carry any other information about the provider like state or medical specialty.
- Required on all primary and secondary provider fields in HIPAA electronic transaction sets, paper claims, and remittance advice
- Collect the data file from NPPES on a monthly basis via the downloadable file
- Mandated use May 23, 2008

# NPI Data –

## FOIA Disclosable Data

- NPI number
- Entity type code (individual or organization)
- Replacement NPI Number
- Provider name (First, middle and last name, prefix, suffix, credential or the legal business name for an organization)
- Provider business mailing address (first and second line address, city, state, postal code, country code, telephone and fax number)
- Provider Business Location Address (first and second line address, city, state, postal code, country code, telephone and fax number)
- Provider Taxonomy Code (multiple)
- Other provider identifier (license numbers and credential numbers associated by state)
- Date NPI was created
- Date NPI was updated
- NPI deactivation reason code and date
- NPI reactivation date
- Provider gender
- Provider license number
- Authorized official filling out the NPI form if other than the provider

## National Provider Index (NPI) – Collection of Data

- Self reported/created by the provider community
- Includes about 2.7 million records for the US provider community
- Data set is updated monthly

# National Provider Index (NPI) – Timeframes of Data

---

- We have data from May 2008 through current
- Actual data set began in April 2007; however, earlier data sets are not available

## National Provider Index (NPI) – Data Quality

- Data is self-reported by the provider community
  - We determined there are data anomalies in license numbers, names, etc.
  - Data does not have complete editing on some fields so things like license number may not match expected formats
- Accuracy
  - Self reported data does lead to questions on accuracy
- Breadth
  - Covers entire US

## National Provider Index (NPI) – Data Oversight

- Free download

## National Provider Index (NPI) – Recent Types of Reports

---

- Compared to licensure data
- Used to cross-reference data in other data sets, like KHIIS