

PRIMARY CARE

HEALTH PROFESSIONAL UNDERSERVED AREAS REPORT

Kansas 2010



Kansas Department of Health and Environment

Bureau of Local and Rural Health


MARK PARKINSON, GOVERNOR, STATE OF KANSAS

RODERICK L. BREMBY, SECRETARY, KANSAS DEPARTMENT OF HEALTH AND ENVIRONMENT

Bureau of Local and Rural Health
Curtis State Office Building
1000 SW Jackson, Suite 340
Topeka, KS 66612-1365

785-296-1200 (voice)
785-296-1231 (fax)

E-mail: bhuske@kdheks.gov
Website: <http://www.kdheks.gov/olrh>



Funding for this report was provided by grants from the Health Resources and Services Administration (HRSA), including the Primary Care Cooperative Agreement (CFDA 93-130), State Office of Rural Health Grant (CFDA 93-913) and the Medicare Rural Hospital Flexibility Grant (CFDA 93-241).

TABLE OF CONTENTS

INTRODUCTION	5
Kansas Population Density Peer Groups	8
<i>Population Density Peer Groups Map</i>	9
PART ONE: HEALTH CARE WORKFORCE SHORTAGE AREAS	
Federal Primary Care HPSAs (Health Professional Shortage Areas)	12
<i>Primary Care HPSAs Map</i>	13
Federal Dental HPSAs (Health Professional Shortage Areas)	14
<i>Dental HPSAs Map</i>	15
Federal Mental Health HPSAs (Health Professional Shortage Areas)	16
<i>Mental Health HPSAs Map</i>	17
Federal Facility HPSA (Health Professional Shortage Area) Designations	18
Federal Medically Underserved Areas and Medically Underserved Populations	19
Proposed Rule: Designation of Medically Underserved Populations/Areas and Health Professional Shortage Areas	20
Governor-Designated Medically Underserved Areas	21
<i>Kansas Physician Shortage/Medically Underserved Areas (Governor Designated) Map</i>	23
Rural Health Clinic Locations	24
<i>Rural Health Clinic Locations Map</i>	25
Tables of Shortage Designations (Primary Care, Dental, Mental Health) by County	26
<i>Community Mental Health Centers Catchment Areas Map</i>	31
PART TWO: WORKFORCE RECRUITMENT AND RETENTION PROGRAMS	
Benefits of Receiving Shortage Area Designation	34
State Loan Repayment Program of Kansas	35
J-1 Visa Waiver Program.....	37
National Health Service Corps	38
<i>National Health Service Corps, Current Service Locations Map</i>	39
Health Professional Shortage Areas: Recruitment Resources	40
Kansas Bridging Plan	41
Kansas Recruitment Center	41
APPENDIX: SUMMARY TABLES	
Summary Tables of County Designations.....	44
Physician (Primary Care) FTE by County.....	46
Dentist (General and Pediatric) FTE by County.....	47





INTRODUCTION

The KDHE Bureau of Local and Rural Health was established in 1989 to assist communities in ensuring access to primary and preventive health care services for all Kansans. Among the earliest priorities was the identification of areas of the state that had health professional shortages or populations that were medically underserved.

Poor access to health care services was initially understood as a shortage of primary care physicians in rural areas of the state. Emphasis was placed first on improvements in physician recruitment and retention using scholarships and loans in exchange for service obligations in rural shortage areas. While the emphasis has broadened, Kansas is still a state with vast rural and frontier areas, as can be seen on pages 8 and 9.

Federal health workforce policy and investments also supported training programs for additional primary care professionals such as nurse practitioners (ARNPs) and physician assistants (PAs).

Although efforts were successful in increasing the total number of primary care providers available, the longstanding factors that contribute to provider shortages, plus the new pressures of a changing health care marketplace, perpetuate uneven distribution of these essential health professionals across the state.

Ongoing and consistent access to basic health care services continues to be a problem for too many Kansans. In sparsely populated counties, the common problem is too few providers and overworked clinical practices. As a result, being "underserved" (too few providers for the residents of area) continues to be seen as a predominantly rural problem. A map of the state's counties grouped and shaded to indicate the population density may be found on page 9.

However, the inability to obtain needed care and preventive services also affects uninsured and lower-income Kansans in even the largest cities. In fact, individuals and families with economic barriers to health care are found in virtually all communities.

In the past 40 years, an array of governmental programs have been designed to address these health care provider supply problems, including state and federal scholarships, loan repayment or forgiveness programs, federal agency sponsorship of international medical graduates, payment enhancements for Rural Health Clinics (RHC) and Medicare bonus payments to make practices financially viable in rural communities. Consistent in all of these programs is the eligibility requirement that a service area (usually a county or city) meet criteria to be designated as a Medically Underserved Area (MUA) or a Health Professional Shortage Area (HPSA).

As in previous years, this annual report will provide data on the status of the state in regard to various types of health care provider shortage designations. Specifically, it will:

1. Define the various federal and state underserved designations.
2. Explain the qualifying criteria for each.
3. Summarize the benefits to counties or individuals available with each designation.
4. Identify counties qualified for each designation as of October, 2009.
5. Provide contact information for each program.



HEALTH PROFESSIONAL SHORTAGE AREAS (HPSA)

Designation Type	Primary Care	Dental	Mental Health
# Population HPSAs	57	59	0
# Geographic HPSAs	26	27	99
# Cities: Population HPSAs (Topeka & Scott City)	2	1	0
# Partial Cities: Population HPSAs (Wichita)	3	3	0
# Facility HPSAs	6	3	7
TOTAL # HPSAs	94	93	106

While some areas of the state show improvement in the availability of physician and other primary medical care services, concerns are now focused on the dental professional shortage and access to mental health services. For example, the current dental workforce is not evenly distributed for the state's geographic distribution of population, dental access problems are even greater than medical care access for uninsured Kansans, and communities must recruit replacements for the many dentists nearing retirement age.

Growth in the number of federally-designated underserved areas represents a great deal of time and effort, but the highest achievement lies in the complete elimination of shortage areas with adequate access to services and optimal opportunity to enjoy healthy lives for all Kansans.

Current federal regulations for certification of Rural Health Clinics (RHCs) require that new and existing RHCs must be located in a rural area with a designation granted or updated within the previous four-year period. However, the Centers for Medicare and Medicaid Services (CMS) has not had a mechanism for de-certification in place. As such, in Kansas and across the country there are RHCs operating in areas that are no longer rural or designated as underserved. On June 27, 2008 CMS issued a proposed rule to update certification and participation regulations and payment provisions for RHCs and Federally Qualified Health Centers (FQHCs); these proposed provisions include a requirement that an RHC be decertified 180 days after the date the center no longer meets the program's location requirements, as well as a process whereby an RHC can request an exception to the location requirements as an "essential provider." The proposed rule is still on hold.

KDHE Bureau of Local and Rural Health undertakes an annual project to examine each county at risk for loss of RHC eligibility. As of October, 2009, Kansas has current qualifying designations so that 91 whole counties and 3 partial counties remain eligible to start new RHCs. Eleven counties, including those in urban areas, are ineligible. Sixteen rural counties have shortage area designations that qualify for the RHC program, but have no federally certified RHCs in operation.



In 2002, the Legislature transferred responsibility for preparing the annual Kansas Medically Underserved Areas Report from the University of Kansas School of Medicine to the Kansas Department of Health and Environment. KDHE continues to use a special state-adapted designation method originally developed by the medical school for use in a medical scholarship program which was phased out in the mid-1990s. It was discarded in favor of the University of Kansas Medical Student Loan Program, a loan forgiveness program where each year of support obligates the physician to serve in a qualifying area. A factsheet on the program may be viewed or downloaded at:

<http://www.kumc.edu/studentcenter/documents/KMSL-InformationSheet08-09.pdf>.

The Kansas Underserved Areas are now used only for the Governor's designation of Medically Underserved Areas for the purpose of Rural Health Clinic eligibility. In consideration of rural medical practice conditions, the count of full-time equivalent (FTE) primary care physicians is adjusted by subtracting 1.0 FTE from a county's total primary care physician FTEs. If a county's population exceeds 2,695 persons per adjusted count of primary care physician (or 37.1 physicians per 100,000 population), it is considered underserved. Any time a HPSA or state MUA designation is needed for program eligibility and a county believes its status has changed, it may ask the KDHE Bureau of Local and Rural Health for a reevaluation.

The Bureau of Local and Rural Health performs many other functions related to overcoming barriers to basic medical care in the state and maximizing available governmental resources. To learn more about our services, please call Barbara Huske, Workforce Coordinator at (785) 296-2742 or email her at bhuske@kdheks.gov.

PLEASE NOTE: The designation status reports and maps in this printed report are simply "snapshots," static points in time, for the individual counties. Please refer to the Bureau of Local and Rural Health's website for current information, as new designations are announced monthly.

http://www.kdheks.gov/olrh/SD_hpsa_maps.htm

To obtain an email notice of new designations, subscribe to the Kansas Rural Health Information Service (KRHIS) by registering online at <http://krhis.kdhe.state.ks.us/>. Information that is of interest may be selected while registering. For HPSA notification and other information on RHCs, FQHCs and recruitment, scroll down to "Primary Care" and select "Shortage & Underserved Areas."



KANSAS POPULATION DENSITY PEER GROUPS, 2000 CENSUS

Urban County Peer Group (n=6)	Population/Square Mile
Douglas	251.2
Johnson	1120.2
Leavenworth	160.3
Sedgwick	483.2
Shawnee	317.8
Wyandotte	1019.1

Semi-Urban County Peer Group (n=11)	Population/Square Mile
Butler	44.5
Crawford	65.6
Franklin	46.3
Geary	81.0
Harvey	62.4
Lyon	41.8
Miami	53.7
Montgomery	53.3
Reno	50.6
Riley	116.6
Saline	76.0

Densely-Settled Rural County Peer Group (n=19)	Population/Square Mile
Allen	26.5
Atchison	38.1
Barton	31.0
Bourbon	23.3
Cherokee	35.9
Cowley	30.2
Dickinson	22.8
Ellis	30.9
Finney	31.5
Ford	30.3
Jackson	20.2
Jefferson	34.4
Labette	33.7
McPherson	32.3
Neosho	28.4
Osage	23.2
Pottawatomie	23.3
Seward	36.0
Sumner	20.0

Rural County Peer Group (n=34)	Population/Square Mile
Anderson	13.7
Brown	17.5
Clay	13.8
Cloud	13.2
Coffey	13.4
Doniphan	19.8
Ellsworth	8.7
Grant	12.9
Gray	6.5
Greenwood	6.0
Harper	7.3
Haskell	6.8
Kingman	8.9
Linn	16.1
Marion	12.8
Marshall	11.3
Mitchell	9.0
Morris	8.7
Nemaha	14.1
Norton	6.1
Ottawa	8.4
Pawnee	8.3
Phillips	6.0
Pratt	12.8
Republic	6.7
Rice	13.8
Russell	7.5
Scott	6.4
Stevens	6.9
Thomas	6.8
Wabaunsee	8.7
Washington	6.4
Wilson	16.9
Woodson	6.6

Frontier County Peer Group (n=35)	Population/Square Mile
Barber	4.1
Chase	3.6
Chautauqua	5.9
Cheyenne	2.7
Clark	2.2
Comanche	2.5
Decatur	3.3
Edwards	5.0
Elk	4.7
Gove	2.4
Graham	2.9
Greeley	1.6
Hamilton	2.6
Hodgeman	2.3
Jewell	3.5
Kearny	4.8
Kiowa	3.5
Lane	2.4
Lincoln	4.5
Logan	2.4
Meade	4.5
Morton	4.1
Ness	2.7
Osborne	4.3
Rawlins	2.3
Rooks	5.8
Rush	4.5
Sheridan	2.8
Sherman	5.7
Smith	4.4
Stafford	5.5
Stanton	3.2
Trego	3.2
Wallace	1.5
Wichita	3.0

Population Density Census Estimates				
Population Density Peer Group	Count	Peer Group Definitions (Per sq. mi.)	Population (2008)	Percent of Population (2008)
Urban	6	150 or more persons	1,534,976	54.78%
Semi-Urban	11	40.0-149.9 persons	483,937	17.27%
Dense Rural	19	20.0-39.9 persons	430,374	15.36%
Rural	34	6.0-19.9 persons	247,047	8.82%
Frontier	35	Less than 6.0 persons	105,800	3.78%
All Kansas Counties	105	State Average: 34.3 persons	2,802,134	100.00%



POPULATION DENSITY PEER GROUPS 2008 CENSUS ESTIMATES

KANSAS DEPARTMENT OF HEALTH AND ENVIRONMENT

Bureau of Local and Rural Health



Frontier: Fewer than 6.0 persons/sq. mi.



Rural: 6.0-19.9 persons/sq. mi.



Densely-Settled Rural: 20.0-39.9 persons/sq. mi.



Semi-Urban: 40.0-149.9 persons/sq. mi.



Urban: 150.0 persons or more/sq. mi.







PART ONE: HEALTH CARE WORKFORCE SHORTAGE AREAS



FEDERAL PRIMARY CARE HPSAs (HEALTH PROFESSIONAL SHORTAGE AREAS)

The Public Health Service Act, as amended, instructs the Secretary of the U.S. Department of Health and Human Services (DHHS) to use data from national, state, and local sources and regulations based upon established criteria, to annually prepare listings (by state and health service area) of currently designated health professional(s) shortage areas. A health professional shortage area (HPSA) means any of the following which the Secretary determines has a shortage of health professional(s): (1) An urban or rural area which is a rational service area; (2) a population group; or (3) a public or nonprofit private medical facility.

The federal Primary Care HPSA designation identifies medically underserved areas eligible for several federal programs. These include scholarship and loan repayment programs through the National Health Service Corps (NHSC), Rural Health Clinic reimbursement, Medicare incentive payments for physicians, higher "customary charges" for new physicians, special consideration and funding priority for Area Health Education Centers (AHECs), and funding preference for Public Health Service programs administered by the Bureau of Health Professions.

In Kansas, the growth of HPSAs in the last several years has been used in particular to attract primary health care professionals to underserved areas in exchange for loan repayment. The map on the facing page shows the type of designation (whole county or sub-population) and the most recent designation date.

Qualifying Criteria: A geographic area will be designated as having a shortage of primary medical care professionals if the following criteria are met. (These criteria date back to the 1970s, and are described at the following website: <http://bhpr.hrsa.gov/shortage/hpsacritpcm.htm>).

1. The area is a rational area for the delivery of primary medical care services.
2. One of the following conditions prevails within the area:
 - A. The area has a population to full-time-equivalent primary care physician ratio of at least 3,500:1.
 - B. The area has a population to full-time-equivalent primary care physician ratio of less than 3,500:1 but greater than 3,000:1 and population features demonstrating "unusually high need" for primary care services or insufficient capacity of existing primary care providers.
3. Primary medical care professionals in contiguous areas are over-utilized, excessively distant, or inaccessible to the population of the area under consideration.

Benefits: Areas designated as Primary Care HPSAs receive improved Medicare reimbursement for providers, eligibility for Rural Health Clinics, eligibility for J-1 physician placement, participation in the State Loan Repayment Program of Kansas and health personnel recruitment assistance. Physicians in geographic Primary Care HPSAs are automatically eligible for a 10% increase in their Medicare reimbursement. Physician assistants practicing in HPSAs are Medicare-reimbursable, as are nurse practitioners practicing in rural HPSAs. A geographic HPSA designation is one of four designations that qualify an area for Rural Health Clinics. The recruitment assistance available to a HPSA depends on the degree of shortage assigned it by the Office of Shortage Designation. Areas may be eligible for placement of recipients of National Health Service Corps scholarships or loan repayment assistance for physicians, nurse practitioners and physician assistants and nurse midwives.

Contact: For more information on Primary Care HPSAs, loan repayment and scholarships through the National Health Service Corps, contact the KDHE Bureau of Local and Rural Health, (785) 296-2742.

Recruitment & Retention Assistance Application for communities: <http://nhsc.hrsa.gov/communities/apply.htm>

NHSC Loan Repayment Program Applicant Information Bulletin: <http://nhsc.hrsa.gov/loanrepayment/>

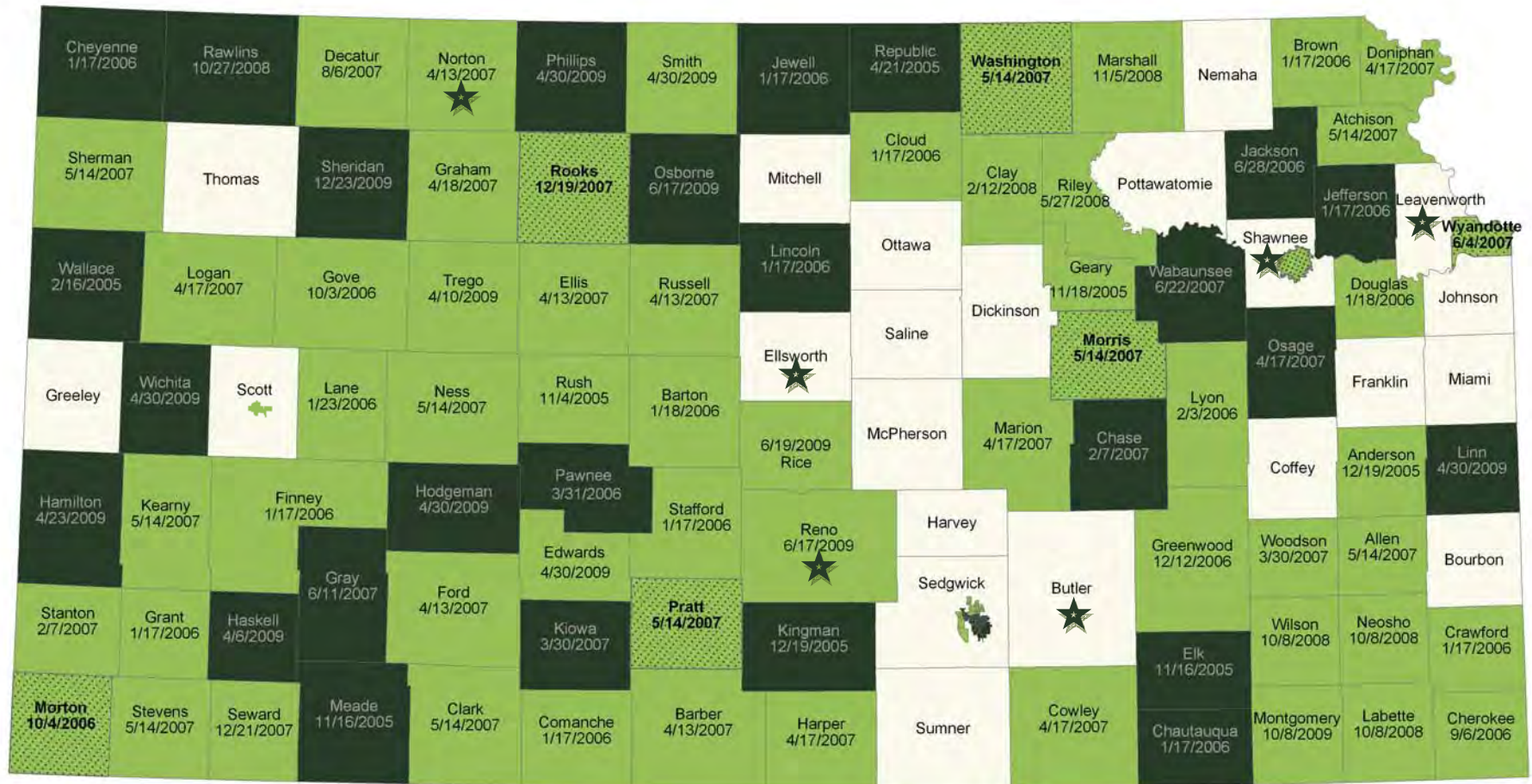
NHSC list of Kansas Job Opportunities: <http://nhscjobs.hrsa.gov/>



PRIMARY CARE HPSAs: DECEMBER 2009

KANSAS DEPARTMENT OF HEALTH AND ENVIRONMENT

Bureau of Local and Rural Health



- Whole County Designation
- Low Income Population Designation
- Medicaid-Eligible Population Designation
- Not Eligible for Designation
- Low Income City Designation
- Medicaid City Designation
- Correctional Facility Designation
- Partial City Designation

[Click for List of HPSAs](#)



FEDERAL DENTAL HPSAs (HEALTH PROFESSIONAL SHORTAGE AREAS)

In Kansas, lack of access to dental care is one of the greatest unmet health care needs. Since dentists practice independently and outside the general health care system, there is no easily identifiable entity in a community health care system to recruit a new dentist when a dental practice closes. This presents a challenge for the community and places the community at risk for access to dental care. In 2001, The Bureau of Local and Rural Health undertook a project which would define more clearly the lack of access to dental care in the state. A part of that project was a systematic inventory of dental health professional resources in each Kansas county. That project is now ongoing and licensure data on dental practices is available for evaluation of counties for dental shortage areas. The map on the facing page shows the type of designation (whole county or sub-population) and the most recent designation date.

Qualifying Criteria: To be designated as a Dental Health HPSA, an area must meet the following criteria:

1. The area must be a rational service area for the delivery of care.
2. One of the following conditions prevails within the area:
 - A. The area has a population to full-time-equivalent dentist ratio of at least 5000:1.
 - B. The area has a population to full-time-equivalent dentist ratio of less than 4,999:1 but greater than 4,000:1 and population demonstrates "unusually high need" or evidence that the dentists and dental care system are overloaded.
3. Have a lack of access to health care in surrounding areas because of distance, over utilization, or access barriers.

Benefits: Areas designated as Dental Health HPSAs can participate in the State Loan Repayment Program of Kansas and are eligible for health personnel recruitment assistance from the National Health Service Corps. The recruitment assistance available to communities located in a HPSA depends on the degree of shortage assigned to it by the Office of Shortage Designation. Areas may be eligible for placement of National Health Service Corps scholarship recipients or loan repayment assistance for dentists and dental hygienists.

Contact: For more information on Dental HPSAs, loan repayment and scholarships through the National Health Service Corps, contact the KDHE Bureau of Local and Rural Health, (785) 296-2742.

Recruitment & Retention Assistance Application for communities: <http://nhsc.hrsa.gov/communities/apply.htm>

NHSC Loan Repayment Program Applicant Information Bulletin: <http://nhsc.hrsa.gov/loanrepayment/>

NHSC list of Kansas Job Opportunities: <http://nhscjobs.hrsa.gov/>

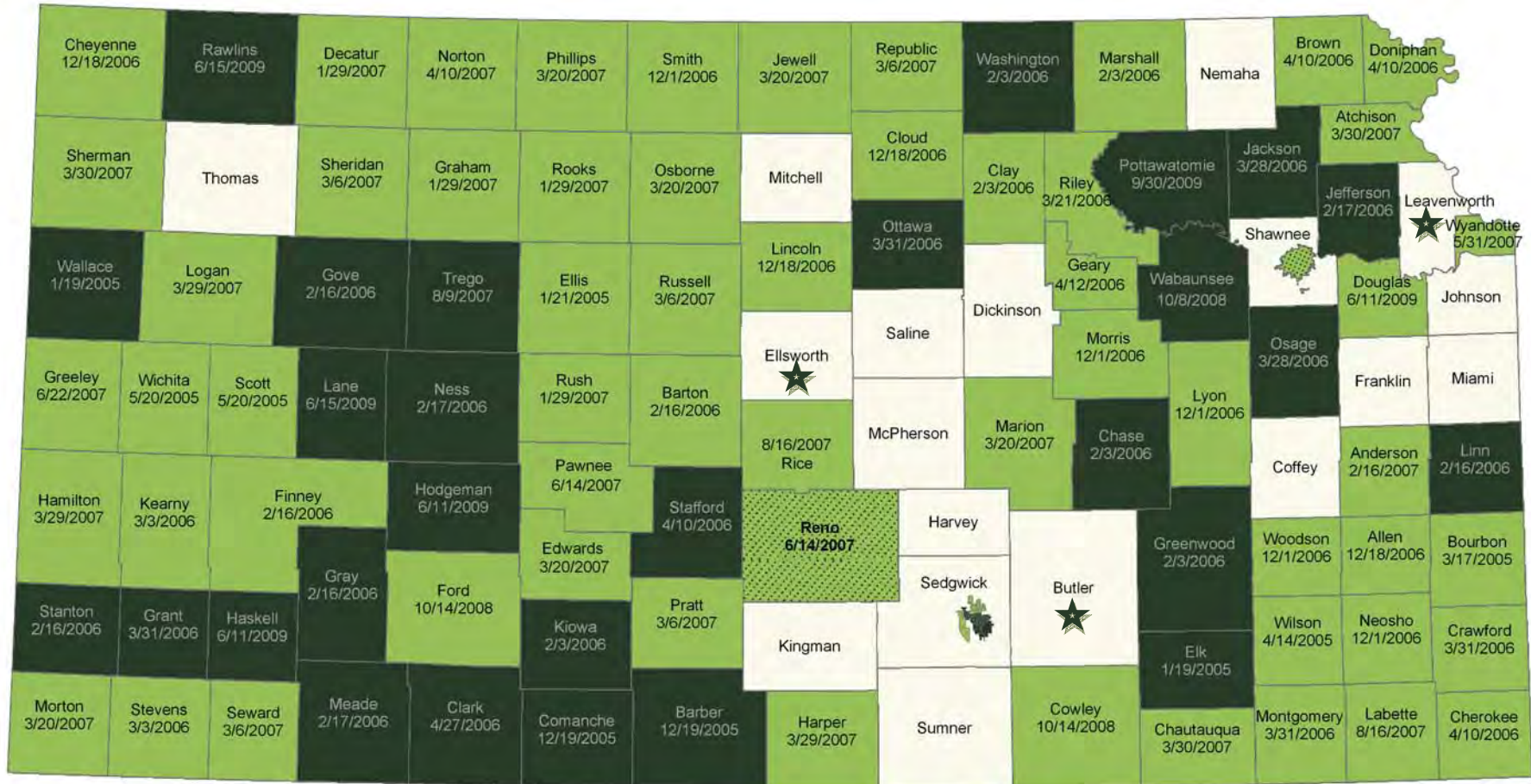
PLEASE NOTE: The new method proposed for the designation of HPSAs, MUAs and MUPs published in the Federal Register on February 29, 2008 does not change the designation method for dental HPSAs.



DENTAL HPSAs: DECEMBER 2009

KANSAS DEPARTMENT OF HEALTH AND ENVIRONMENT

Bureau of Local and Rural Health



- Whole County Designation
- Low Income Population Designation
- Medicaid-Eligible Population Designation
- Not Eligible for Designation
- Medicaid City Designation
- Partial City Designation
- Correctional Facility Designation

[Click for List of HPSAs](#)



FEDERAL MENTAL HEALTH HPSAS (HEALTH PROFESSIONAL SHORTAGE AREAS)

The federal Mental Health Professional Shortage Area (HPSA) designation identifies medically underserved areas eligible for several federal programs. These include scholarship and loan repayment programs through the National Health Service Corps (NHSC) and special consideration and funding preference for Public Health Service programs administered by the Federal Bureau of Health Professions. In Kansas, the growth of HPSAs in the last several years has been used in particular to attract health care professionals to underserved areas in exchange for loan repayment. The map on the facing page shows the type of designation (catchment area or single county) and the most recent designation date.

Qualifying Criteria: To be designated as a Mental Health HPSA, areas in Kansas must meet three criteria. It must:

1. Be a rational service area for the delivery of care.
2. Have a population-to-psychiatrist ratio greater than or equal to 30,000:1.
3. Have Mental Health professionals in contiguous areas that are over-utilized, excessively distant or inaccessible to residents of the area under consideration.

Benefits: Areas designated as Mental Health HPSAs are eligible for participation in the State Loan Repayment Program of Kansas and health personnel recruitment assistance from the National Health Service Corps. The recruitment assistance available to a HPSA depends on the degree of shortage assigned to it by the NHSC. Areas may be eligible for placement of National Health Service Corps scholarship recipients or loan repayment assistance for psychiatrists, clinical psychologists, clinical social workers, marriage and family therapists, and psychiatric nurse specialists.

Contact: For more information on Mental Health HPSAs, loan repayment and scholarships through the National Health Service Corps, contact the KDHE Bureau of Local and Rural Health, (785) 296-2742.

Recruitment & Retention Assistance Application for communities:

<http://nhsc.hrsa.gov/communities/apply.htm>

NHSC Loan Repayment Program Applicant Information Bulletin: <http://nhsc.hrsa.gov/loanrepayment/>

NHSC list of Kansas Job Opportunities: <http://nhscjobs.hrsa.gov/>



PLEASE NOTE: The new method proposed for the designation of HPSAs, MUAs and MUPs published in the Federal Register on February 29, 2008 does not change the designation method for mental health HPSAs.



MENTAL HEALTH HPSAs: DECEMBER 2009

KANSAS DEPARTMENT OF HEALTH AND ENVIRONMENT

Bureau of Local and Rural Health



- Geographic (Catchment Area)
- Not Eligible for Designation
- Correctional Facility Designation
- Geographic (Single County)
- Mental Health Facility Designation



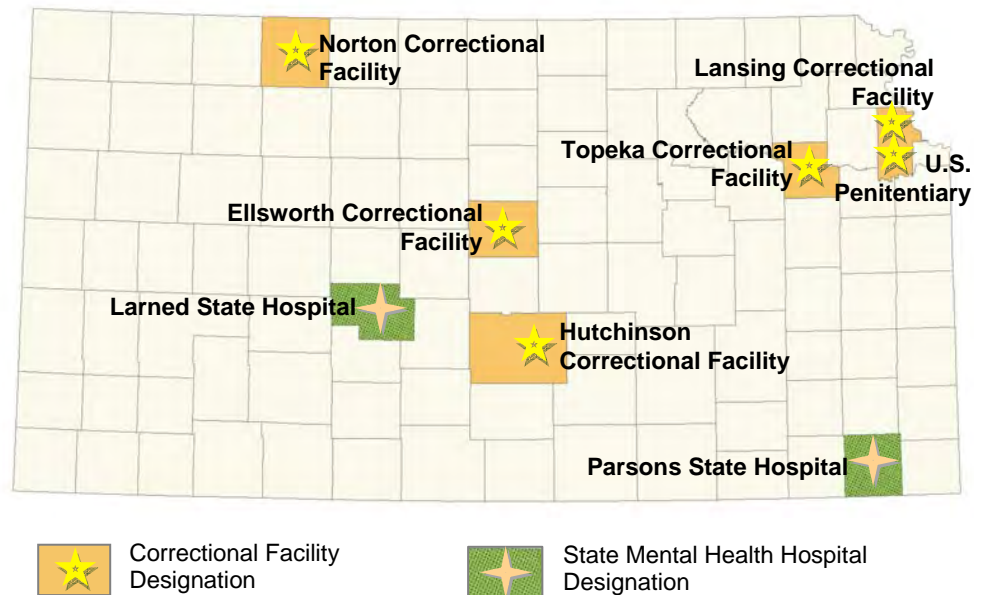
FEDERAL FACILITY HPSA (HEALTH PROFESSIONAL SHORTAGE AREA) DESIGNATIONS

Correctional Facilities					
County	Facility	Primary Care Score	Dental Score	Mental Health Score	Last Updated
Butler	Eldorado Correctional Facility	9	9	15	6/26/2008
Ellsworth	Ellsworth Correctional Facility	15	9	21	1/4/2008
Leavenworth	U.S. Penitentiary - Leavenworth	21	21	21	12/4/2006-Primary Care 11/30/2006-Dental 11/17/2009 – Mental Health
Leavenworth	Lansing Correctional Facility	-	-	9	2/13/2008
Norton	Norton Correctional Facility	21	-	21	1/4/2008
Reno	Hutchinson Correctional Facility	9	-	-	1/4/2008
Shawnee	Topeka Correctional Facility	21	-	-	1/4/2008

In addition to Primary Care, Dental and Mental Health Professional Shortage Areas, three types of facilities can be designated: Federal & State Correctional Institutions and Youth Detention Facilities, Public or Non-Profit Private Facilities, and State and County Mental Hospitals. Each type of facility has its own qualifying criteria.

Kansas has nine facility HPSA designations: two State Mental Hospitals and seven correctional facilities. The table and map show the designations and the most recent designation date.

Contact: For more information on Facility HPSA designations, contact the KDHE Bureau of Local and Rural Health, (785) 296-2742.



State Mental Health Hospitals			
County	Facility	Mental Health Score	Last Updated
Labette	Parsons State Hospital	20	3/28/2006
Pawnee	Larned State Hospital	8	4/23/2007



FEDERAL MEDICALLY UNDERSERVED AREAS AND MEDICALLY UNDERSERVED POPULATIONS

The Medically Underserved Area (MUA) concept and criteria were originally developed in 1973 by the federal government to support the federal Health Maintenance Organization (HMO) grant program. In subsequent years, however, their primary purpose has been to target areas for community health centers and, later, rural health clinic programs.

The Office of Shortage Designation in the HRSA Bureau of Health Professions National Center for Health Workforce Analysis develops shortage designation criteria and uses them to decide whether or not a geographic area or population group is a Medically Underserved Area or Population (MUA, MUP). More than 34 federal programs depend on a shortage designation to determine eligibility or as a funding preference. For inquiry regarding current status of a federally designated MUA or MUP in Kansas: <http://muafind.hrsa.gov/>.

Qualifying Criteria: County or sub-county units are eligible for designation as an MUA. Discrete populations, such as a prison population or Medicaid recipients within a county, are eligible for designation as a Medically Underserved Population (MUP). The federal government uses a mathematical formula to determine eligibility for designation. Counties or populations are scored on four criteria:

- Percentage of population below poverty
- Percentage of population over 65
- Infant mortality rate
- Primary care physicians per 1,000 population

These four scores are added and the resulting number is called the *Index of Medical Underservice* (IMU). Any area or population with a score less than 62 may be designated as a Medically Underserved Area.

Benefits: Medically Underserved Areas and Populations are eligible to develop federally qualified health centers (FQHCs) and to apply for federal grants to establish community and migrant health centers (C/MHCs) authorized in Section 330 of the Public Health Service Act to provide for primary and preventive health care services in medically-underserved areas throughout the U.S. and its territories. An FQHC is defined as a comprehensive primary care center that meets requirements of the section 330 grant program but does not receive the grant. An FQHC Look-Alike designation requires that the center be fully operational at application date and meet the following requirements:

- Be a private nonprofit entity
- Serve, in whole or in part, a designated Medically Underserved Area (MUA) or Medically Underserved Population (MUP)
- Meet the same statutory, regulatory and policy requirements (Section 330 of the Consolidated Health Center) Act as CHC grantees
- Comply with the policy implementation documents for the Balanced Budget Act (BBA) of 1997 amendment

Contact: For more information on Medically Underserved Area designations, community health centers, and federally qualified health centers, contact the KDHE Bureau of Local and Rural Health, (785) 296-2742.

To obtain the Centers for Medicare and Medicaid Services (CMS) fact sheet on FQHCs:

<http://www.cms.hhs.gov/MLNProducts/downloads/fqhcfactsheet.pdf>



PROPOSED RULE: DESIGNATION OF MEDICALLY UNDERSERVED POPULATIONS/AREAS AND HEALTH PROFESSIONAL SHORTAGE AREAS

PLEASE NOTE: On February 29, 2008, the U.S. Department of Health and Human Services published the notice of a new federal method for designating Medically Underserved Areas, Populations (MUAs and MUPs) and Health Professional Shortage Areas (HPSAs). The new method was intended to be a better measure of access to healthcare using nine community characteristics that increase need or risk. The method also calculates primary care provider demand by establishing a barrier-free population-to-provider ratio based on age and gender.



Due to the number of substantive comments received, it appears HRSA will need to make a number of changes in the proposed rule. A new Notice of Proposed Rulemaking will be issued for further review and public comment prior to the U.S. Department of Health and Human Services issuing a final rule. (Federal Register Notice, 7-23-2008) You may consult the KDHE BLRH website for updates or register your interest with the Kansas Rural Health Information Service (KRHIS) at <http://www.kdheks.gov/olrh> for electronic notification. Select Health Professional Recruitment & Retention under Primary Care. For a complete copy of the proposed regulations and background information, go online to:

<http://bhpr.hrsa.gov/shortage/proposedrule/default.htm>.

No changes were proposed with respect to the criteria for designating dental and mental health HPSAs.



GOVERNOR-DESIGNATED MEDICALLY UNDERSERVED AREAS


BACKGROUND: Governor-designated medically underserved areas (MUAs) are limited to use in the development and continuation of Rural Health Clinics (RHCs). The designation, now applied to meet requirements of a federal program, has its origin in the Kansas Medical Scholarship Program created in 1978 by the legislature to encourage more University of Kansas School of Medicine (UKSM) graduates to practice in Kansas and to increase the number of primary care practitioners in medically underserved areas (MUAs). In 1982, a similar program was established for Kansans who are undergraduate students in schools of osteopathic medicine.

The UKSM program paid tuition and stipend to medical students at the University of Kansas School of Medicine (UKSM) in exchange for their agreement to practice primary care medicine in an underserved area of the state. The Osteopathic Medical Service Scholarship program, managed by the State Board of Regents, has similar practice obligations and scholarship amounts. Each year of financial assistance obligates the student to a year of service.

In 1992, the legislature replaced the scholarship program with the Kansas Medical Loan Program. No new scholarships have been awarded since June 1992, and the scholarship program was phased out as the last eligible students completed their obligation. Also in 1992, the program allowed the remaining scholarship recipients to fulfill their obligation by practicing primary care in any location in Kansas except Douglas, Johnson, Sedgwick, Shawnee, and Wyandotte Counties. Loan recipients also have their loans forgiven for practice in any location in Kansas, with the exception of those same five counties. Recipients give back one year of practice for each year they received a loan. In 1993 the same loosening of practice location obligations was extended to the Osteopathic Medical Service Scholarship program.

Originally a county had to be designated as *medically underserved* or *critically medically underserved* to become an eligible practice location for a medical and osteopathic scholarship or loan recipient. These two levels were used in reports prepared by the Office of Institutional Research and Planning at the University of Kansas, School of Medicine. The methodology for the former state MUA designations was based upon a nationally recognized optimal primary care physician-to-population ratio with a state-adopted adjustment for sparsely populated counties.

In 2002 the Legislature transferred responsibility for preparing the Kansas Medically Underserved Areas Report from the UKSM to the Kansas Department of Health and Environment. KDHE uses the state-adopted designation method to define a single category: *medically underserved*. If a county's population exceeds 2,695 persons per adjusted FTE primary care physician (or 37.1 physicians per 100,000 population), it is considered underserved. Any time a state MUA designation is needed for state or federal program eligibility and a county believes its status has changed, it may ask the KDHE Bureau of Local and Rural Health for a reevaluation.



GOVERNOR-DESIGNATED MEDICALLY UNDERSERVED AREAS

Pursuant to the authority provided to state governors in Section 6213(c) of the Omnibus Budget Reconciliation Act of 1989, the following counties are eligible for designation as Medically Underserved Areas for the purpose of developing Rural Health Clinics as defined in Public Law 95-210.

The Kansas Methodology for evaluation of physician supply is based upon the adoption of a medically underserved standard that is 45% below the optimal standard. The equivalent provider-to-population ratio is at or below 1 provider per 2,695 non-group quarters population.

In consideration of a reasonable minimum number for practice viability in frontier areas, the service area is considered underserved if there are fewer than 2 primary care providers available. In other words, the method is as follows:

Population (adjusted non-group quarters) divided by (FTE-1) equals the provider-to-population ratio;

1 physician per 2,695 persons may also be expressed as 37.1 physicians/100,000 persons; and

Fewer than 37.1 physicians/100,000 is considered underserved in rural Kansas.

The following list of counties meets the underserved area criteria using 2008 physician survey data:

Allen	Ellsworth	Lincoln	Rice
Anderson	Franklin	Linn	Rooks
Barber	Geary	Marion	Rush
Chase	Graham	Meade	Sheridan
Chautauqua	Gray	Miami	Stafford
Cherokee	Hamilton	Morris	Stanton
Cheyenne	Haskell	Norton	Stevens
Clark	Hodgeman	Osage	Thomas
Cloud	Jefferson	Osborne	Wabaunsee
Comanche	Jewell	Ottawa	Wallace
Decatur	Kearny	Phillips	Washington
Doniphan	Kingman	Pratt	Woodson
Edwards	Kiowa	Rawlins	
Elk	Lane	Republic	

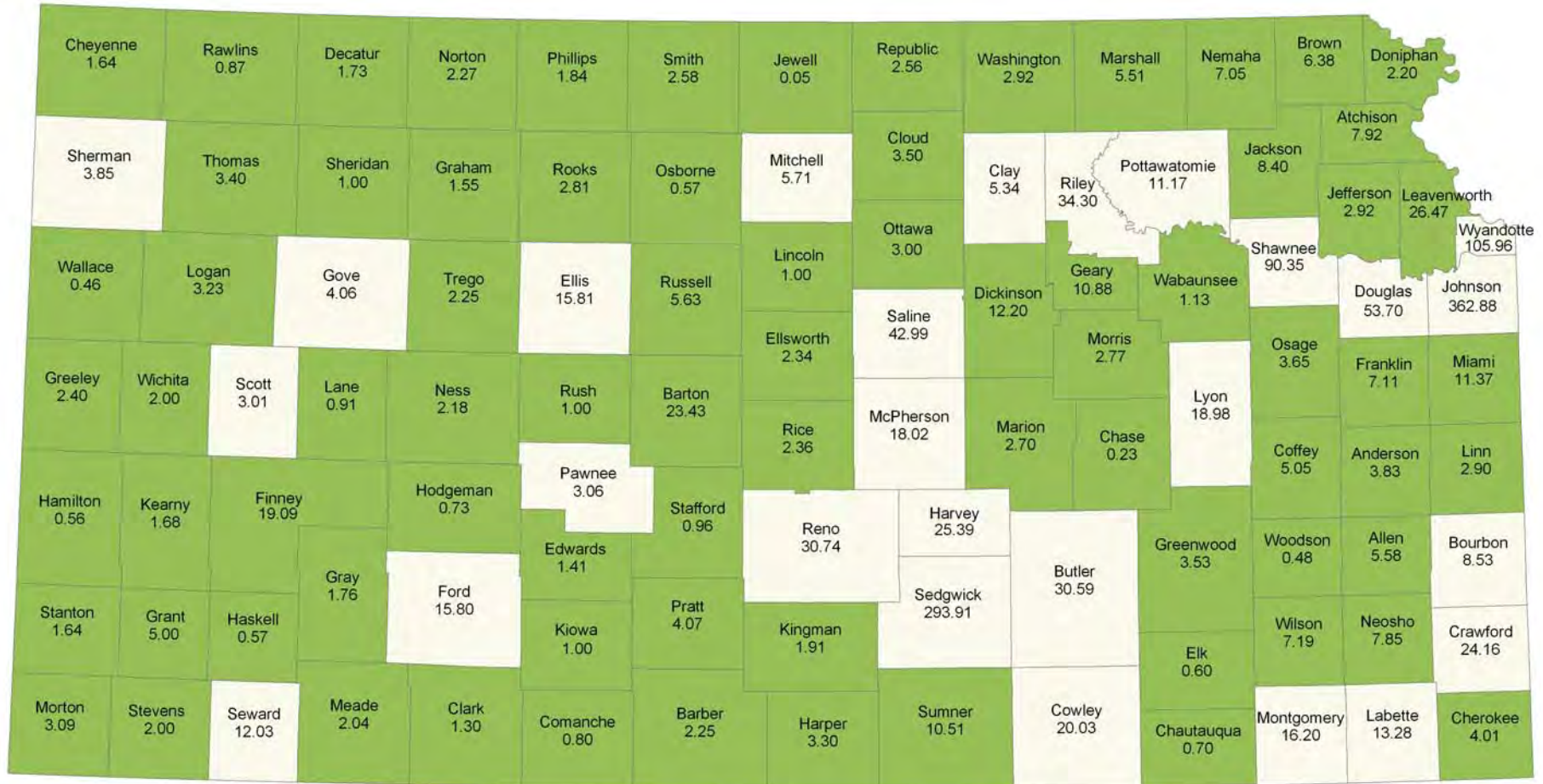


GOVERNOR-DESIGNATED MEDICALLY UNDERSERVED AREAS

KANSAS DEPARTMENT OF HEALTH AND ENVIRONMENT

Bureau of Local and Rural Health

Use only for the establishment or continued operation of Rural Health Clinics (RHCs)



*The values in each county represent the total FTE for that county based on 2008 data.

- Governor-Designated Medically Underserved Area Ratio equal to or greater than 2,695 persons per primary care physician
- Not eligible for certification as a Governor-Designated Medically Underserved Area



RURAL HEALTH CLINIC LOCATIONS

In 1977, Congress passed the Rural Health Clinic (RHC) Services Act (Public Law 95-210) to increase the availability of health care services in rural areas. Congress recognized that many rural areas are unable to attract and retain physicians. The RHC Services Act addressed this problem by mandating the use of mid-level practitioners not less than 50% of the time in RHCs and by providing payment incentives to health care professionals practicing in RHCs. For more information on RHCs, consult the manuals reports and factsheet on RHCs prepared by the Centers for Medicare and Medicaid Services (CMS) at:

<http://www.cms.hhs.gov/center/rural.asp>

<http://www.cms.hhs.gov/MLNProducts/downloads/rhcfactsheet.pdf>

Qualifying Criteria: Eligible clinics must be located in a rural area. The area must have a primary health professional shortage designation (new or updated) within the past four calendar years. Qualifying designations include Health Professional Shortage Area (HPSA), Medically Underserved Area (MUA), or an area designated by the state Governor and certified by the Secretary of Health and Human Services. In order to preserve maximum RHC eligibility, the Bureau of Local and Rural Health prepares lists of qualifying counties for state certification as authorized in PL 95-210. Kansas was the first state to use the law allowing Governors to designate shortages areas for RHC purposes. This action, along with the Bureau of Local and Rural Health initiative to obtain federal designations for areas served by RHCs, provided eligibility for 94 counties in Kansas.

	Number of Counties	Number of RHCs
Counties with Rural Health Clinics	79	175
Counties eligible for additional RHCs	94	168
Counties eligible but lacking RHCs	16	0
2009 Governor-Designated MUAs	54	80
Total number of Rural Health Clinics	-	175
Total number of counties	105	-

The map on the facing page shows the location of the 175 currently operating RHCs.

Benefits: Participation provides Medicare and Medicaid reimbursement for services provided by physician assistants and nurse-practitioners in clinics located in rural HPSAs. In addition, RHC services covered by Medicare and Medicaid are paid on a cost-basis providing an incentive for health clinics that use nurse practitioners and/or physician assistants at least half-time.

Contact: For more information on Rural Health Clinics contact the KDHE Bureau of Local and Rural Health, (785) 296-2742.

For applications to become a Medicare-certified Rural Health Clinic, contact Tamara Wilkerson, Bureau of Child Care & Health Facilities at (785) 296-1263 or email twilkers@kdheks.gov.

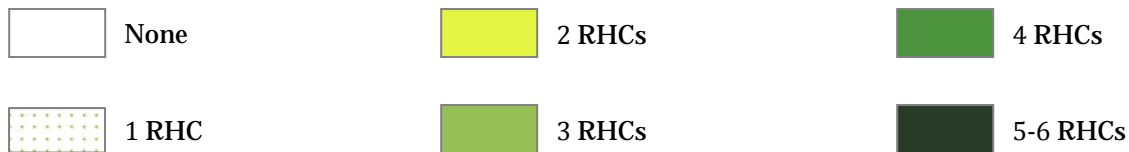
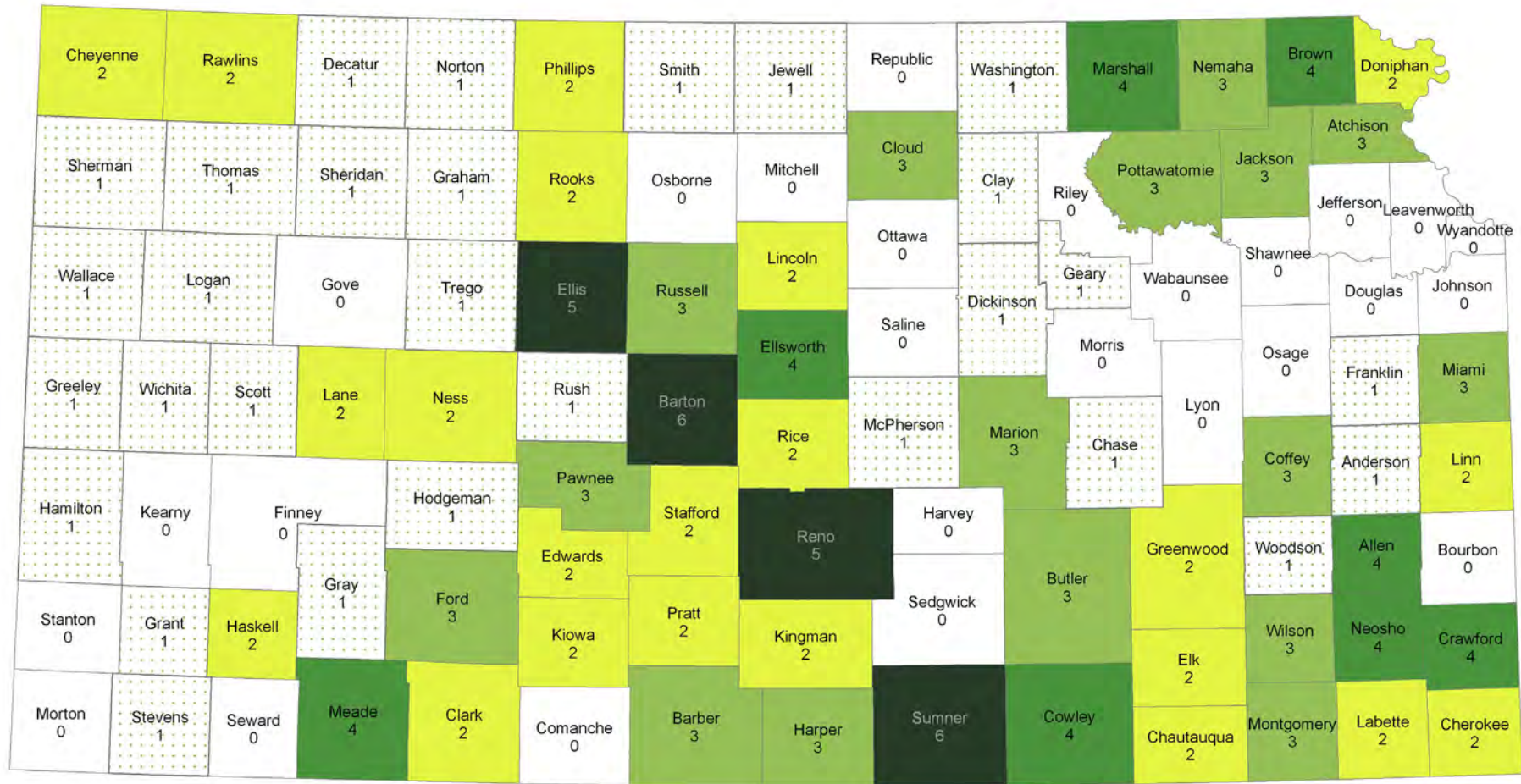


RURAL HEALTH CLINICS BY COUNTY

KANSAS DEPARTMENT OF HEALTH AND ENVIRONMENT

Bureau of Local and Rural Health

October, 2009



FEDERAL PRIMARY CARE HPSAs (HEALTH PROFESSIONAL SHORTAGE AREAS) 2009

Population

Geographic

County	HPSA ID#	Last Updated	Score
Allen	12099920D3	05/14/07	11
Anderson	1209992042	12/19/05	11
Atchison	1209992027	05/14/07	5
Barber	1209992059	04/13/07	13
Barton	1209992030	01/18/06	10
Brown	1209992024	01/17/06	6
Cherokee	12099920B9	09/06/06	10
Clark	1209992047	05/14/07	15
Clay	12099920F1	02/12/08	12
Cloud	1209992032	01/17/06	12
Comanche	1209992091	01/17/06	16
Cowley	1209992049	04/17/07	9
Crawford	1209992033	01/17/06	10
Decatur	1209992048	08/06/07	9
Doniphan	120999200000	04/17/07	9
Douglas	1209992022	01/18/06	10
Edwards	12099920F4	4/30/09	19
Ellis	1209992062	04/13/07	12
Finney	1209992029	01/17/06	13
Ford	1209992072	04/13/07	12
Gove	1209992037	10/03/06	7
Graham	1209992039	04/18/07	9
Grant	1209992040	01/17/06	7
Greenwood	12099920C6	12/12/06	8
Harper	1209992051	04/17/07	7
Kearny	1209992061	05/14/07	7
Labette	12099920F8	10/08/08	7
Lane	1209992034	01/23/06	18
Logan	1209992068	04/17/07	13
Lyon	1209992021	02/03/06	6
Marion	1209992065	04/17/07	11

County	HPSA ID#	Last Updated	Score
Marshall	12099920G2	11/05/08	11
Montgomery	12099920G7	10/8/09	9
Morris	12099920D2	05/14/07	4
Morton	1209992036	10/04/06	9
Neosho	12099920F9	10/08/08	9
Ness	1209992057	05/14/07	8
Norton	1209992066	04/13/07	10
Pratt	1209992060	05/14/07	9
Reno	1209992020	06/17/09	7
Rice	12099920G6	06/19/09	14
Riley	1209992076	05/27/08	14
Rooks	1209992050	12/19/07	12
Rush	1209992031	11/04/05	13
Russell	1209992052	04/13/07	12
Scott	12099920G3	4/30/09 CITY	16
Sedgwick -SE	12099920 F6	05/13/08	12
-Central & NC	12099920 E9	01/30/08	11
-SW	12099920F5	05/13/08	11
Seward	120999200	12/21/07	14
Shawnee	1209992043	2/2/07	9
Sherman	1209992056	05/14/07	6
Smith	1209992028	04/30/09	15
Stafford	1209992038	01/17/06	11
Stanton	1209992069	02/07/07	13
Stevens	12099920D4	05/14/07	14
Trego	1209992058	04/10/09	15
Washington	12099920D1	05/14/07	11
Wilson	12099920G1	10/08/08	8
Woodson	1209992053	03/30/07	9
Wyandotte	1209992023	06/04/07	11

County	HPSA ID#	Last Updated	Score
Chase	120017	02/07/07	12
Chautauqua	120019	01/17/06	10
Cheyenne	120023	01/17/06	9
Elk	120049	11/16/05	17
Gray	120069	06/11/07	13
Hamilton	120075	04/23/09	12
Haskell	120081	04/06/09	11
Hodgeman	120083	04/30/09	12
Jackson	120085	06/28/06	9
Jefferson	120087	01/17/06	9
Jewell	120089	01/17/06	12
Kingman	120095	12/19/05	6
Kiowa	120097	03/30/07	17
Lincoln	120105	01/17/06	9
Linn	120107	04/30/09	9
Meade	120119	11/16/05	9
Osage	120139	04/17/07	10
Osborne	120141	06/17/09	12
Pawnee	120145	03/31/06	14
Phillips	120147	04/30/09	14
Republic	120157	04/21/05	5
Sheridan	120179	12/23/09	14
Wabaunsee	120197	06/22/07	10
Wallace	120199	02/16/05	14
Wichita	120203	04/30/09	14

Bold: Medicaid Eligible



FEDERAL DENTAL HPSAs (HEALTH PROFESSIONAL SHORTAGE AREAS) 2009

Population

Geographic

County	HPSA ID#	Last Updated	Score
Allen	6209992043	12/18/06	15
Anderson	6209992054	02/16/07	10
Atchison	6209992055	03/30/07	15
Barton	6209992014	02/16/06	13
Bourbon	6209992064	03/17/05	15
Brown	6209992075	04/10/06	12
Chautauqua	6209992011	03/30/07	7
Cherokee	6209992074	04/10/06	11
Cheyenne	6209992036	12/18/06	6
Clay	6209992012	02/03/06	11
Cloud	6209992077	12/18/06	16
Cowley	6209992094	10/14/08	9
Crawford	6209992009	03/31/06	12
Decatur	6209992021	01/29/07	4
Doniphan	6209992076	04/10/06	13
Douglas	6209992005	06/11/09	10
Edwards	6209992020	03/20/07	4
Ellis	6209992006	01/21/05	11
Finney	6209992007	02/16/06	7
Ford	6209992095	10/14/08	16
Geary	6209992010	04/12/06	11
Graham	6209992078	01/29/07	16
Greeley	6209992082	06/22/07	6
Hamilton	6209992035	03/29/07	12
Harper	6209992052	03/29/07	15
Jewell	6209992079	03/20/07	8
Kearny	6209992072	03/03/06	12
Labette	6209992085	08/16/07	16
Lincoln	6209992033	12/18/06	6
Logan	6209992037	03/29/07	12
Lyon	6209992037	12/01/06	12
Marion	6209992050	03/20/07	12

County	HPSA ID#	Last Updated	Score
Marshall	6209992015	02/03/06	13
Montgomery	6209992073	03/31/06	13
Morris	6209992034	12/01/06	7
Morton	6209992032	03/20/07	6
Neosho	6209992045	12/01/06	12
Norton	6209992048	04/10/07	14
Osborne	6209992026	03/20/07	8
Pawnee	6209992049	06/14/07	13
Phillips	6209992046	03/20/07	6
Pratt	6209992051	03/06/07	16
Reno	6209992081	06/14/07	10
Republic	6209992039	03/06/07	10
Rice	6209992084	08/16/07	7
Riley	6209992016	03/21/06	15
Rooks	6209992025	01/29/07	16
Rush	6209992023	01/29/07	16
Russell	6209992038	03/06/07	14
Scott	6209992068	05/20/05	16
Sedgwick -NC	6209992096	01/26/09	10
-SE	6209992092	08/18/08	13
-SW	6209992099	10/8/09	11
Seward	6209992056	03/06/07	16
Shawnee	6209992003	05/31/07	10
Sheridan	6209992022	03/06/07	8
Sherman	6209992040	03/30/07	12
Smith	6209992024	12/01/06	8
Stevens	6209992071	03/03/06	7
Wichita	6209992068	05/20/05	16
Wilson	6209992065	04/14/05	13
Woodson	6209992047	12/01/06	11
Wyandotte	6209992017	05/31/07	12

County	HPSA ID#	Last Updated	Score
Barber	620007	12/19/05	14
Chase	620017	02/03/06	12
Clark	620025	04/27/06	10
Comanche	620033	12/19/05	12
Elk	620049	01/19/05	15
Gove	620063	02/16/06	14
Grant	620067	03/31/06	8
Gray	620069	02/16/06	12
Greenwood	620073	02/03/06	10
Haskell	620081	06/11/09	14
Hodgeman	620083	06/11/09	12
Jackson	620085	03/28/06	9
Jefferson	620087	02/17/06	10
Kiowa	620097	02/03/06	12
Lane	620101	06/15/09	10
Linn	620107	02/16/06	7
Meade	620119	02/17/06	10
Ness	620135	02/17/06	15
Osage	620139	03/28/06	9
Ottawa	620143	03/31/06	6
Pottawatomie	620149	9/30/09	12
Rawlins	620153	06/15/09	14
Stafford	620185	04/10/06	10
Stanton	620187	02/16/06	9
Trego	620195	08/09/07	14
Wabaunsee	620197	10/08/08	15
Wallace	620199	01/19/05	10
Washington	620201	02/03/06	7

Bold: Medicaid Eligible



FEDERAL MENTAL HEALTH HPSAs (HEALTH PROFESSIONAL SHORTAGE AREAS) 2009

Catchment Area	County	HPSA ID#	HPSA Type (count=25)	Score	Last Updated
7	Allen	7209992009	Geographic	16	6/16/2006
7	Anderson	7209992009	Geographic	16	6/16/2006
4	Atchison	7209992007	Geographic	13	4/10/2007
21	Barber	7209992006	Geographic	15	9/25/2009
20	Barton	7209992011	Geographic	16	6/16/2006
7	Bourbon	7209992009	Geographic	16	6/16/2006
3	Brown	7209992015	Geographic	16	3/31/2006
17	Butler	720015	Single County	13	4/10/2007
12	Chase	7209992001	Geographic	16	3/31/2006
13	Chautauqua	7209992010	Geographic	16	3/31/2006
9	Cherokee	720021	Single County	16	6/16/2006
23	Cheyenne	7209992002	Geographic	15	6/16/2006
22	Clark	7209992012	Geographic	16	4/10/2007
14	Clay	7209992005	Geographic	15	6/16/2006
14	Cloud	7209992005	Geographic	15	6/16/2006
12	Coffey	7209992001	Geographic	16	3/31/2006
22	Comanche	7209992012	Geographic	16	4/10/2007
18	Cowley	720035	Single County	18	3/31/2006
8	Crawford	720037	Single County	16	9/6/2006
23	Decatur	7209992002	Geographic	15	6/16/2006
15	Dickinson	7209992004	Geographic	16	3/31/2006
3	Doniphan	7209992015	Geographic	16	3/31/2006
22	Edwards	7209992012	Geographic	16	4/10/2007
13	Elk	7209992010	Geographic	16	3/31/2006
23	Ellis	7209992002	Geographic	15	6/16/2006

Catchment Area	County	HPSA ID#	HPSA Type (count=25)	Score	Last Updated
15	Ellsworth	7209992004	Geographic	16	3/31/2006
24	Finney	7209992003	Geographic	15	9/6/2006
24	Ford	7209992003	Geographic	15	9/6/2006
27	Franklin	720059	Single County	14	3/31/2006
14	Geary	7209992005	Geographic	15	6/16/2006
23	Gove	7209992002	Geographic	15	6/16/2006
23	Graham	7209992002	Geographic	15	6/16/2006
24	Grant	7209992003	Geographic	15	9/6/2006
24	Gray	7209992003	Geographic	15	9/6/2006
24	Greeley	7209992003	Geographic	15	9/6/2006
12	Greenwood	7209992001	Geographic	16	3/31/2006
24	Hamilton	7209992003	Geographic	15	9/6/2006
21	Harper	7209992006	Geographic	15	9/25/2009
25	Haskell	7209992014	Geographic	15	9/1/2006
24	Hodgeman	7209992003	Geographic	15	9/6/2006
3	Jackson	7209992015	Geographic	16	3/31/2006
4	Jefferson	7209992007	Geographic	13	4/10/2007
14	Jewell	7209992005	Geographic	15	6/16/2006
24	Kearny	7209992003	Geographic	15	9/6/2006
21	Kingman	7209992006	Geographic	15	9/25/2009
22	Kiowa	7209992012	Geographic	16	4/10/2007
10	Labette	720099	Single County	16	4/17/2007
24	Lane	7209992003	Geographic	15	9/6/2006
4	Leavenworth	7209992007	Geographic	13	4/10/2007
15	Lincoln	7209992004	Geographic	16	3/31/2006



FEDERAL MENTAL HEALTH HPSAs (HEALTH PROFESSIONAL SHORTAGE AREAS) 2009

Catchment Area	County	HPSA ID#	HPSA Type (count=25)	Score	Last Updated
7	Linn	7209992009	Geographic	16	6/16/2006
23	Logan	7209992002	Geographic	15	6/16/2006
12	Lyon	7209992001	Geographic	16	3/31/2006
16	Marion	7209992031	Geographic	14	4/17/2007
14	Marshall	7209992005	Geographic	15	6/16/2006
16	McPherson	7209992031	Geographic	14	4/17/2007
25	Meade	7209992014	Geographic	15	9/1/2006
6	Miami	7209992008	Geographic	12	6/16/2006
14	Mitchell	7209992005	Geographic	15	6/16/2006
13	Montgomery	7209992010	Geographic	16	3/31/2006
12	Morris	7209992001	Geographic	16	3/31/2006
24	Morton	7209992003	Geographic	15	9/6/2006
3	Nemaha	7209992015	Geographic	16	3/31/2006
7	Neosho	7209992009	Geographic	16	6/16/2006
23	Ness	7209992002	Geographic	15	6/16/2006
23	Norton	7209992002	Geographic	15	6/16/2006
12	Osage	7209992001	Geographic	16	3/31/2006
23	Osborne	7209992002	Geographic	15	6/16/2006
15	Ottawa	7209992004	Geographic	16	3/31/2006
20	Pawnee	7209992011	Geographic	16	6/16/2006
23	Phillips	7209992002	Geographic	15	6/16/2006
14	Pottawatomie	7209992005	Geographic	15	6/16/2006
21	Pratt	7209992006	Geographic	15	9/25/2009
23	Rawlins	7209992002	Geographic	15	6/16/2006
21	Reno	7209992006	Geographic	15	9/25/2009

Catchment Area	County	HPSA ID#	HPSA Type (count=25)	Score	Last Updated
14	Republic	7209992005	Geographic	15	6/16/2006
20	Rice	7209992011	Geographic	16	6/16/2006
14	Riley	7209992005	Geographic	15	6/16/2006
23	Rooks	7209992002	Geographic	15	6/16/2006
23	Rush	7209992002	Geographic	15	6/16/2006
23	Russell	7209992002	Geographic	15	6/16/2006
15	Saline	7209992004	Geographic	16	3/31/2006
24	Scott	7209992003	Geographic	15	9/6/2006
25	Seward	7209992014	Geographic	15	9/1/2006
23	Sheridan	7209992002	Geographic	15	6/16/2006
23	Sherman	7209992002	Geographic	15	6/16/2006
23	Smith	7209992002	Geographic	15	6/16/2006
20	Stafford	7209992011	Geographic	16	6/16/2006
24	Stanton	7209992003	Geographic	15	9/6/2006
25	Stevens	7209992014	Geographic	15	9/1/2006
26	Sumner	720191	Single County	14	3/31/2006
23	Thomas	7209992002	Geographic	15	6/16/2006
23	Trego	7209992002	Geographic	15	6/16/2006
12	Wabaunsee	7209992001	Geographic	16	3/31/2006
23	Wallace	7209992002	Geographic	15	6/16/2006
14	Washington	7209992005	Geographic	15	6/16/2006
24	Wichita	7209992003	Geographic	15	9/6/2006
13	Wilson	7209992010	Geographic	16	3/31/2006
7	Woodson	7209992009	Geographic	16	6/16/2006



FEDERAL MENTAL HEALTH HPSAS (HEALTH PROFESSIONAL SHORTAGE AREAS) 2009

By Catchment Area or Single County

Catchment Area	County	HPSA ID#	HPSA Type (count=25)	Score	Last Updated
17	Butler	720015	Single County	13	4/10/2007
9	Cherokee	720021	Single County	16	6/16/2006
18	Cowley	720035	Single County	18	3/31/2006
8	Crawford	720037	Single County	16	9/6/2006
27	Franklin	720059	Single County	14	3/31/2006
10	Labette	720099	Single County	16	4/17/2007
26	Sumner	720191	Single County	14	3/31/2006
3	Brown	7209992015	Geographic	16	3/31/2006
3	Doniphan	7209992015	Geographic	16	3/31/2006
3	Jackson	7209992015	Geographic	16	3/31/2006
3	Nemaha	7209992015	Geographic	16	3/31/2006
4	Atchison	7209992007	Geographic	13	4/10/2007
4	Jefferson	7209992007	Geographic	13	4/10/2007
4	Leavenworth	7209992007	Geographic	13	4/10/2007
6	Miami	7209992008	Geographic	12	6/16/2006
7	Allen	7209992009	Geographic	16	6/16/2006
7	Anderson	7209992009	Geographic	16	6/16/2006
7	Bourbon	7209992009	Geographic	16	6/16/2006
7	Linn	7209992009	Geographic	16	6/16/2006
7	Neosho	7209992009	Geographic	16	6/16/2006
7	Woodson	7209992009	Geographic	16	6/16/2006
12	Chase	7209992001	Geographic	16	3/31/2006
12	Coffey	7209992001	Geographic	16	3/31/2006
12	Greenwood	7209992001	Geographic	16	3/31/2006
12	Lyon	7209992001	Geographic	16	3/31/2006
12	Morris	7209992001	Geographic	16	3/31/2006
12	Osage	7209992001	Geographic	16	3/31/2006
12	Wabaunsee	7209992001	Geographic	16	3/31/2006
13	Chautauqua	7209992010	Geographic	16	3/31/2006
13	Elk	7209992010	Geographic	16	3/31/2006
13	Montgomery	7209992010	Geographic	16	3/31/2006
13	Wilson	7209992010	Geographic	16	3/31/2006
14	Clay	7209992005	Geographic	15	6/16/2006
14	Cloud	7209992005	Geographic	15	6/16/2006
14	Geary	7209992005	Geographic	15	6/16/2006
14	Jewell	7209992005	Geographic	15	6/16/2006
14	Marshall	7209992005	Geographic	15	6/16/2006
14	Mitchell	7209992005	Geographic	15	6/16/2006
14	Pottawatomie	7209992005	Geographic	15	6/16/2006
14	Republic	7209992005	Geographic	15	6/16/2006
14	Riley	7209992005	Geographic	15	6/16/2006
14	Washington	7209992005	Geographic	15	6/16/2006
15	Dickinson	7209992004	Geographic	16	3/31/2006
15	Ellsworth	7209992004	Geographic	16	3/31/2006
15	Lincoln	7209992004	Geographic	16	3/31/2006
15	Ottawa	7209992004	Geographic	16	3/31/2006
15	Saline	7209992004	Geographic	16	3/31/2006
16	Marion	7209992031	Geographic	14	4/17/2007
16	McPherson	7209992031	Geographic	14	4/17/2007
20	Barton	7209992011	Geographic	16	6/16/2006

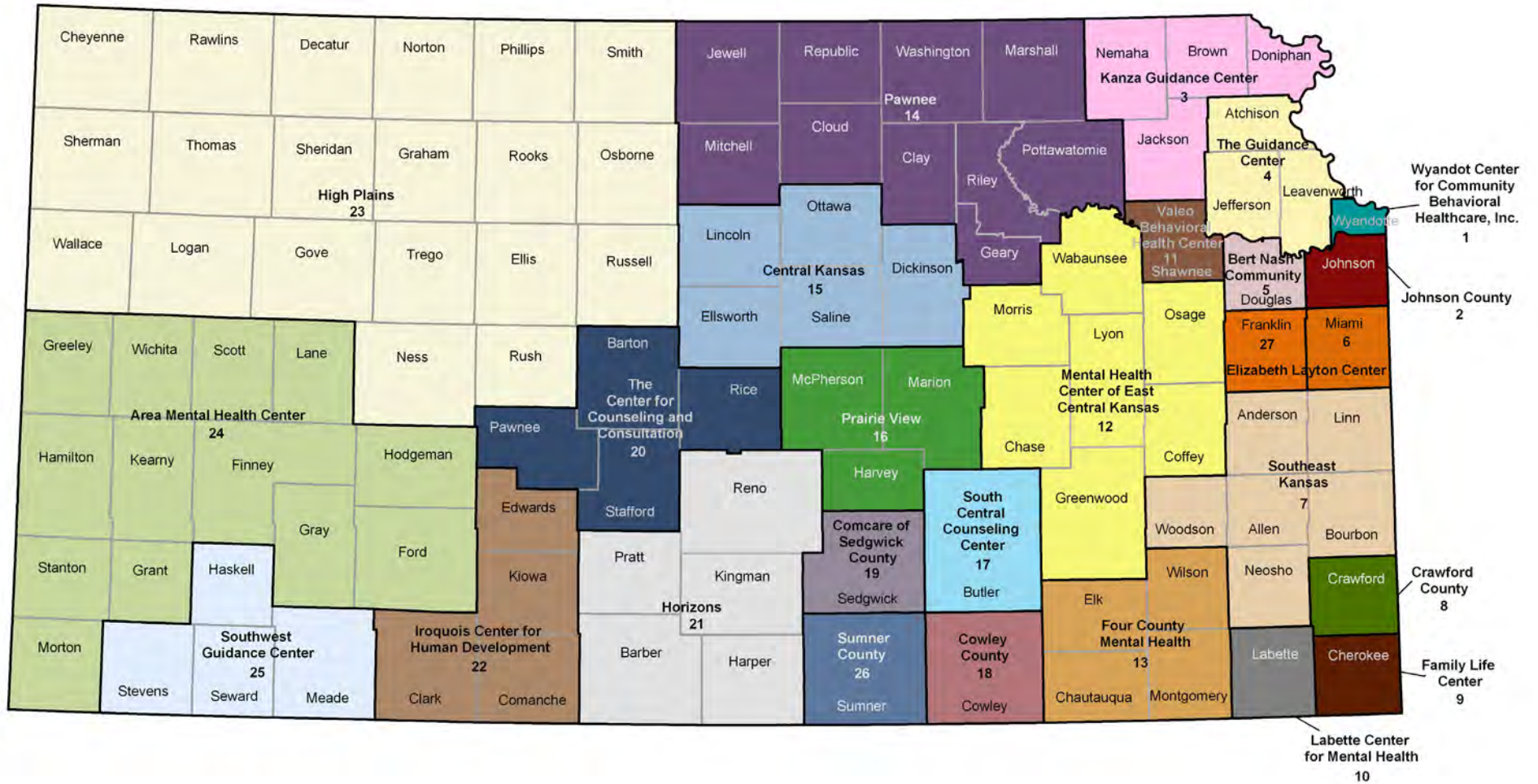
Catchment Area	County	HPSA ID#	HPSA Type (count=25)	Score	Last Updated
20	Pawnee	7209992011	Geographic	16	6/16/2006
20	Rice	7209992011	Geographic	16	6/16/2006
20	Stafford	7209992011	Geographic	16	6/16/2006
21	Barber	7209992006	Geographic	15	9/25/2009
21	Harper	7209992006	Geographic	15	9/25/2009
21	Kingman	7209992006	Geographic	15	9/25/2009
21	Pratt	7209992006	Geographic	15	9/25/2009
21	Reno	7209992006	Geographic	15	9/25/2009
22	Clark	7209992012	Geographic	16	4/10/2007
22	Comanche	7209992012	Geographic	16	4/10/2007
22	Edwards	7209992012	Geographic	16	4/10/2007
22	Kiowa	7209992012	Geographic	16	4/10/2007
23	Cheyenne	7209992002	Geographic	15	6/16/2006
23	Decatur	7209992002	Geographic	15	6/16/2006
23	Ellis	7209992002	Geographic	15	6/16/2006
23	Gove	7209992002	Geographic	15	6/16/2006
23	Graham	7209992002	Geographic	15	6/16/2006
23	Logan	7209992002	Geographic	15	6/16/2006
23	Ness	7209992002	Geographic	15	6/16/2006
23	Norton	7209992002	Geographic	15	6/16/2006
23	Osborne	7209992002	Geographic	15	6/16/2006
23	Phillips	7209992002	Geographic	15	6/16/2006
23	Rawlins	7209992002	Geographic	15	6/16/2006
23	Rooks	7209992002	Geographic	15	6/16/2006
23	Rush	7209992002	Geographic	15	6/16/2006
23	Russell	7209992002	Geographic	15	6/16/2006
23	Sheridan	7209992002	Geographic	15	6/16/2006
23	Sherman	7209992002	Geographic	15	6/16/2006
23	Smith	7209992002	Geographic	15	6/16/2006
23	Thomas	7209992002	Geographic	15	6/16/2006
23	Trego	7209992002	Geographic	15	6/16/2006
23	Walla	7209992002	Geographic	15	6/16/2006
24	Finney	7209992003	Geographic	15	9/6/2006
24	Ford	7209992003	Geographic	15	9/6/2006
24	Grant	7209992003	Geographic	15	9/6/2006
24	Gray	7209992003	Geographic	15	9/6/2006
24	Greeley	7209992003	Geographic	15	9/6/2006
24	Hamilton	7209992003	Geographic	15	9/6/2006
24	Hodgeman	7209992003	Geographic	15	9/6/2006
24	Kearny	7209992003	Geographic	15	9/6/2006
24	Lane	7209992003	Geographic	15	9/6/2006
24	Morton	7209992003	Geographic	15	9/6/2006
24	Scott	7209992003	Geographic	15	9/6/2006
24	Stanton	7209992003	Geographic	15	9/6/2006
24	Wichita	7209992003	Geographic	15	9/6/2006
25	Haskell	7209992014	Geographic	15	9/1/2006
25	Meade	7209992014	Geographic	15	9/1/2006
25	Seward		Geographic		9/1/2006
25	Stevens	7209992014	Geographic	15	9/1/2006



KANSAS COMMUNITY MENTAL HEALTH CENTERS CATCHMENT AREAS

KANSAS DEPARTMENT OF HEALTH AND ENVIRONMENT

Bureau of Local and Rural Health







PART TWO: WORKFORCE RECRUITMENT AND RETENTION PROGRAMS



BENEFITS OF RECEIVING SHORTAGE AREA DESIGNATION TABLE

More than 37 federal and state programs require a shortage area designation to establish eligibility or to match applicants with resources. The following table identifies the type of designations required for some of the more popular benefit programs.

Shortage Designation	Program Eligibility Benefits				
	National Health Service Corps Recruitment Assistance	Federally Qualified Health Center (FQHC/CHC) Eligibility	CMS Medicare Incentive Program Eligibility	CMS Rural Health Clinic Program Eligibility	J-1 Visa Waiver Program Eligibility
Primary Care HPSA	✓		✓		✓
Geographic HPSA	✓		✓	✓*	✓
Population HPSA	✓			✓*	✓
Facility HPSA	✓				✓
Dental Care HPSA	✓				
Geographic HPSA	✓				
Population HPSA	✓				
Facility HPSA	✓				
Mental Health HPSA	✓				✓
Geographic HPSA	✓		✓		✓
Population HPSA	✓				✓
Facility HPSA	✓				✓
Medically Underserved Area		✓		✓*	✓*
Exceptional MUA/P		✓			✓*
Medically Underserved Population		✓			✓*
State Governor's Certified Shortage Area				✓*	
HRSA Automatic HPSA (RHC & FQHC)	✓				✓


✓* - Designation within the past three years



STATE LOAN REPAYMENT PROGRAM OF KANSAS

The Primary Care Office in the Bureau of Local and Rural Health (BLRH) received a federal grant from Health Resources and Service Administration to administer the Kansas State Loan Repayment Program (SLRP). The goal of Kansas SLRP is to provide loan repayment assistance to health professionals with qualifying educational loans. Awards are made to persons who have been recruited to work in federally qualified underserved areas in Kansas, and are renewable annually based upon the availability of funds.

In state fiscal year 2009, loan repayment assistants went to seven health professionals, which included one physician, two advanced registered nurse practitioners and four dental hygienists.



The goal for federal fiscal year beginning September 1, 2009 is to award up to \$300,000 to assist health professionals with the repayment of educational loans in exchange for a two-year commitment to practice in a health professional shortage area. Priority will be given to current recipients. The remaining funds will go toward new awards.

If you are a health professional or an eligible site interested in the State Loan Repayment Program, go to <http://www.kdheks.gov/olrh/FundLoan.html> for provider and site applications and more information about the program.

Loan Repayments

No more than \$30,000 per year may be contracted for a loan repayment agreement in an approved site for physicians or dentists. The maximum for non-physicians will be set at \$20,000 per year. Loan payments will be made at the end of each twelve month period. No payments will be made for less than one full year of service.

Term of Service

To receive funds under the State Loan Repayment Program, a health professional must contract with an eligible site to provide care in a federally designate shortage area for a minimum of two years.



Selection Criteria

The application period will begin July 1 of each year for awards beginning October 1 of that year. Applications will be accepted on a continuous basis until all program funds are committed or until June 1 the following year. Priority will be given to applicants that apply prior to August 15. Awards will be made in the order received.

If there is insufficient funding for all eligible applicants that apply prior to August 15 of each year, a selection committee will review applications and take into account community need and the commitment and experience of the health professional. In the assessment of community need, preference will be given to Federally Qualified Health Centers, state-supported primary care clinics, and agencies sited in rural Health Professional Shortage Areas.

Eligible Sites

The site application will be utilized to determine site eligibility. In general, sites must be a public or nonprofit private entity located in a Kansas federally designated Health Professional Shortage Area and agree to provide care to all residents, regardless of their ability to pay or their pay source.

Eligible Applicants

To be eligible for an award, health professionals must commit to provide health care services at an eligible site for a minimum of two years. Physicians must be licensed in Kansas and certified or eligible to be certified in one of the state-defined, primary care specialties, including family practice, osteopathic general practice, obstetrics-gynecology, internal medicine and pediatrics. Other providers must have an active Kansas license for their health profession.

Application materials for the State Loan Repayment Program and more information are available on the Bureau of Local and Rural Health website at <http://www.kdheks.gov/olrh/FundLoan.html>, or contact Barbara Huske at (785) 296-2742, email bhuske@kdheks.gov.



J-1 VISA WAIVER REVIEW KANSAS STATE 30 PROGRAM

Kansas participates in the State 30 (Conrad) J-1 Visa Waiver Program which assists in the recruitment of physicians to practice in communities that lack adequate access to primary health care. Federal law (Section 214-(1) of the Immigration and Nationalization Act [8USC-Section1184 (I)]) allows state public health departments to annually recommend that up to 30 international medical graduates in the US on J-1 visas be granted a waiver of the J-1 visa two-year home country residency requirement in return for practicing medicine full-time for a minimum of three years in an area with a physician shortage designation (see page 26 for designated areas).

Kansas had historically relied on a federal agency (US Department of Agriculture, USDA) to request the waivers for physicians recruited to rural underserved areas. The USDA discontinued its program in 2002. Kansas began its program in October 2002. KDHE action is limited to recommending to the Waiver Review Section of the US Department of State that a waiver be granted where it furthers an agency policy. This action is discretionary and is not the equivalent of granting the waiver. The Department of State, after a review of its own, may request that US Citizenship and Immigration Services grant the waiver. The USCIS conducts its own investigation and has final authority.

State and Federal Guidelines and Requirements:

The federal government requires all applicants to apply for a case number from the U.S. Department of State:

http://travel.state.gov/visa/temp/info/info_1296.html

Physicians seeking a waiver to practice in Kansas should consult the instructions available at the KDHE Website:

http://www.kdheks.gov/olrh/j-1visa_waiver_overview.htm

- Kansas participation is intended to assist local communities to assure that their residents have access to physician services. The program focuses on primary care defined as internal medicine, family practice, general pediatrics, obstetrics/gynecology, emergency medicine and psychiatry. However, at least 15 sub-specialist waivers may be recommended annually with unused primary care slots released at intervals throughout the annual cycle which begins on October 1.
- Applications must be made by the legal entity making the contract offer to the physician seeking a J-1 visa waiver and applications will only be accepted when there is a confirmed physician contract pending. The employer must show evidence of open recruitment and that hiring a J-1 physician is a last resort. A physician not encumbered by the J-1 home residence requirement, who applies for and is qualified for the job advertised, must be offered the position.
- The medical practice must be located in a HPSA or MUA. The facility must participate in Medicare and Medicaid/HealthWave and accept all patients regardless of ability to pay.
- The J-1 physician must have or be eligible for a medical license from the Kansas Board of Healing Arts.
- The J-1 physician is responsible for negotiating a contract for a minimum of 3 years to provide care at least 40 hours per week, at least 4 days per week, in the appropriate specialty.

The J-1 physician must begin practice within 90 days of receiving a waiver. The USCIS will be notified if a J-1 physician is found not to have reported or not to be practicing medicine at least 40 hours per week in the location for which the recommendation was made.

For more information: Contact the KDHE Bureau of Local and Rural Health, (785) 296-2742.

Download the complete packet at: <http://www.kdheks.gov/olrh/download/KSConrad30.pdf>



NATIONAL HEALTH SERVICE CORPS

The National Health Service Corps (NHSC), a program of the Health Resources and Services Administration, was created after a health care crisis transpired in the 1950's and 1960's that left many rural areas in the U.S. without essential health care services. Toward that end, the NHSC strives to supply health care services to the neediest areas around the nation by means of scholarships and loan repayment for eligible health care professionals.

The American Recovery and Reinvestment Act (ARRA) signed into law on February 17, 2009, provides additional funding for the NHSC loan repayment program. Until September 30, 2010, or until funds are expended, more health professionals have the opportunity to receive loan repayment assistance. Sites with lower HPSA scores are eligible under ARRA and the number of new loan repayment awards per site have increased. The neediest shortage areas continue to be priority areas for NHSC scholarship recipients.

Qualifying Criteria: To qualify for recruitment and retention assistance, full-time health professionals must provide care to patients who come from or reside in the federally-designated Health Professional Shortage Area (HPSA) where the practice is located. Health care services must be provided to everyone regardless of their ability to pay or pay source (Medicare, Medicaid/SCHIP). If a patient is unable to pay, the patient shall be charged a reduced rate (discounted sliding fee schedule) or not charged any fee. Additional criteria can be found on the NHSC website.

Benefits: NHSC sites are eligible for recruitment assistance including NHSC scholars or loan repayors. Sites with the greatest degree of shortage are considered possible practice locations for scholarship-obligated providers. These scholars receive full tuition and fees, other reasonable educational costs and a living stipend. In exchange, they are obligated to provide 2 to 4 years of service in an approved site in a high-priority HPSA. Scholarships are available to US citizens enrolled in US medical and osteopathic schools, nurse practitioners, physician assistants, dentists, dental hygienists and mental health professionals.

The loan repayment program provides repayment of educational loans to primary care providers. Providers must agree to a minimum two-year service commitment in a HPSA. Loan repayment is available for both government and commercial educational loans. Loan repayment is available for fully trained physicians with specialties in family medicine, general pediatrics, general internal medicine, general psychiatry and obstetrics/gynecology; primary care nurse practitioners; certified nurse midwives, physician assistants and dentists. Providers must be US citizens with valid, unrestricted licenses or certificates to practice in Kansas.

More information on the NHSC programs is available at: <http://nhsc.hrsa.gov/>

For information on personnel placement and loan repayment through the National Health Service Corps, contact the Recruitment, Training and Support Center toll-free: Phone 1-877-313-1823 or Fax 1-800-718-2539.

NHSC Loan Repayment Program Applicant Information Bulletin: <http://nhsc.hrsa.gov/loanrepayment/nhscldrpaib.pdf>



HEALTH PROFESSIONAL SHORTAGE AREAS: RECRUITMENT RESOURCES

CONTACT INFORMATION

For information about the contents of the **Kansas Medically Underserved Areas Report**, contact:

Barbara Huske, (Workforce Coordinator)
Kansas Department of Health & Environment
Bureau of Local and Rural Health
Curtis State Office Building
1000 SW Jackson, Suite 340
Topeka, KS 66612-1365
Phone: (785) 296-2742 Fax: (785) 296-1231
Email: Bhuske@kdheks.gov
Web: <http://www.kdheks.gov/olrh>

FOR INFORMATION ABOUT STUDENT LOANS AND SCHOLARSHIPS:

Kansas Osteopathic Medical Service Scholarship, contact:

Diane Lindeman
Director of Student Financial Aid
Kansas Board of Regents
KS Medical Service Osteopathic Program
1000 SW Jackson St., Suite 520
Topeka, KS 66612-1368
Phone: (785) 296-3518
Email: dlindeman@ksbor.org
Web: http://www.kansasregents.org/download/financialaid/2010_OSTEOApp10-11.pdf

National Health Service Corps

Contact the National Health Service Corps Recruitment, Training and Support Center toll-free:
Phone: 1-877-313-1823 Fax: 1-800-718-2539
Application for communities:
<http://nhsc.hrsa.gov/communities/apply.htm>
Applicant Information Bulletin:
<http://nhsc.hrsa.gov/loanrepayment/>
NHSC current Kansas Practice Opportunities List:
<http://nhscjobs.hrsa.gov/>

University of Kansas Medical Center Department of Student Financial Aid, contact:

3007 Student Center, Mail Stop 4005
3901 Rainbow Boulevard
Kansas City, KS 66160-7190
Phone: (913) 588-5170 Fax: (913) 588-8841
E-mail: financialaid@kumc.edu
ALL Financial Aid Programs:
<http://www.kumc.edu/studentcenter/finaidprograms.html>
Kansas Medical Student Loan: This loan is established to encourage students of Kansas to practice primary care medicine in the State of Kansas
<http://www.kumc.edu/studentcenter/documents/KMSL-InformationSheet09-10.pdf>
Kansas Medical Retroactive Student Loan: Students who did not take out the KMSL when they first enrolled as a medical student may be eligible to receive it in later years.
<http://www.kumc.edu/studentcenter/documents/KMSRetroApp09-10.pdf>

State Loan Repayment Program: State/federal grant funds are available through the Bureau of Local and Rural Health at (785) 296-2742, contact:

Barbara Huske, (Workforce Coordinator)
Kansas Department of Health & Environment
Bureau of Local and Rural Health
Curtis State Office Building
1000 SW Jackson, Suite 340
Topeka, KS 66612-1365
Phone: (785) 296-2742 Fax: (785) 296-1231
Email: Bhuske@kdheks.gov
Web: <http://www.kdhe.state.ks.us/olrh/FundLoan.html>

As we become aware of other grants, loan Repayment programs or scholarships, they will be listed on the KDHE Website at:
<http://www.kdhe.state.ks.us/olrh/FundLoan.html>



KANSAS BRIDGING PLAN

The Kansas Bridging Plan, a program of Rural Health Education and Services, is a loan program created to encourage physicians to practice in rural Kansas communities after completing their residency training. All residents in family practice, general internal medicine and general pediatrics residency programs in Kansas and approved by the Kansas State Board of Healing Arts are eligible for the loan program. Residents must have completed one year of post-graduate training in their primary-care specialty and be eligible for an unrestricted Kansas license to qualify for the plan.

A resident physician entering into a Kansas Bridging Plan Loan Agreement can receive \$5,000 for each year of residency training after the loan agreement is completed. The loan is forgiven when the loan requirements are met. The loan agreement requires a signed practice agreement to practice full-time beginning within 90 days after successful completion of the primary-care residency training program in a community located in any county in Kansas other than Douglas, Johnson, Sedgwick, Shawnee and Wyandotte.



Bridging Loan (assistance for physicians in primary care residency), contact:
Rural Health Education and Services
University of Kansas School of Medicine-Wichita
1010 N. Kansas
Wichita, Kansas 67214-3199
Phone (316) 293-2649
Toll-free: 1-888-503-4221
Fax: (316) 293-2671
Web: <http://ruralhealth.kumc.edu>

KANSAS RECRUITMENT CENTER

The purpose of the Kansas Recruitment Center (KRC) is to assist Kansas' rural communities in recruiting and retaining physicians and other health care providers. KRC works with hospitals, private physician practices, community health centers and other organizations that are recruiting physicians, nurses, physician assistants or other health care professionals. The KRC is also a health care career service for physicians, physician assistants, nurses, nurse practitioners and other allied health professionals. KRC assists candidates in finding a community and practice or career opportunity that meets their requirements.

For more information, contact Rural Health Education and Services at rhealth@kumc.edu or (316) 293-2649 or toll-free at 1-888-503-4221. Additional information may also be obtained by visiting the website at <http://ruralhealth.kumc.edu>. Funding for the KRC comes in part from the Kansas Department of Health and Environment (Bureau of Local and Rural Health) with a grant for the Kansas Rural Health Options Project whose partners include KDHE, the Kansas Hospital Association, the Kansas Board Emergency Medical Services and the Kansas Medical Society.







APPENDIX OF SUMMARY TABLES



TABLE OF SHORTAGE DESIGNATIONS BY COUNTY: DECEMBER 2009

County	Primary Care	HPSA	Dental HPSA	Mental Health	HPSA	County	Primary Care	HPSA	Dental HPSA	Mental Health	HPSA		
Allen	5/14/2007	Pop	12/18/2006	Pop	6/16/2006	Geo	Linn	4/30/2009	Geo	2/16/2006	Geo	6/16/2006	Geo
Anderson	12/19/2005	Pop	2/16/2007	Pop	6/16/2006	Geo	Logan	4/17/2007	Pop	3/29/2007	Pop	6/16/2006	Geo
Atchison	5/14/2007	Pop	3/30/2007	Pop	4/10/2007	Geo	Lyon	2/3/2006	Pop	12/1/2006	Pop	3/31/2006	Geo
Barber	4/13/2007	Pop	12/19/2005	Geo	9/25/09	Geo	Marion	4/17/2007	Pop	3/20/2007	Pop	4/17/2007	Geo
Barton	1/18/2006	Pop	2/16/2006	Pop	6/16/2006	Geo	Marshall	11/5/2008	Pop	2/3/2006	Pop	6/16/2006	Geo
Bourbon	----	----	3/17/2005	Pop	6/16/2006	Geo	McPherson	----	----	----	----	4/17/2007	Geo
Brown	1/17/2006	Pop	4/10/2006	Pop	3/31/2006	Geo	Meade	11/16/2005	Geo	2/17/2006	Geo	9/1/2006	Geo
Butler	----	----	----	----	4/10/2007	Single County	Miami	----	----	----	----	6/16/2006	Geo
Chase	2/7/2007	Geo	2/3/2006	Geo	3/31/2006	Geo	Mitchell	----	----	----	----	6/16/2006	Geo
Chautauqua	1/17/2006	Geo	3/30/2007	Pop	3/31/2006	Geo	Montgomery	10/8/2009	Pop	3/31/2006	Pop	3/31/2006	Geo
Cherokee	9/6/2006	Pop	4/10/2006	Pop	6/16/2006	Single County	Morris	5/14/2007	Med	12/1/2006	Pop	3/31/2006	Geo
Cheyenne	1/17/2006	Geo	12/18/2006	Pop	6/16/2006	Geo	Morton	10/4/2006	Med	3/20/2007	Pop	9/6/2006	Geo
Clark	5/14/2007	Pop	4/27/2006	Geo	4/10/2007	Geo	Nemaha	----	----	----	----	3/31/2006	Geo
Clay	2/12/2008	Pop	2/3/2006	Pop	6/16/2006	Geo	Neosho	10/8/2008	Pop	12/1/2006	Pop	6/16/2006	Geo
Cloud	1/17/2006	Pop	12/18/2006	Pop	6/16/2006	Geo	Ness	5/14/2007	Pop	2/17/2006	Geo	6/16/2006	Geo
Coffey	----	----	----	----	3/31/2006	Geo	Norton	4/13/2007	Pop	4/10/2007	Pop	6/16/2006	Geo
Comanche	1/17/2006	Pop	12/19/2005	Geo	4/10/2007	Geo	Osage	4/17/2007	Geo	3/28/2006	Geo	3/31/2006	Geo
Cowley	4/17/2007	Pop	10/14/2008	Pop	3/31/2006	Single County	Osborne	6/17/2009	Geo	3/20/2007	Pop	6/16/2006	Geo
Crawford	1/17/2006	Pop	3/31/2006	Pop	9/6/2006	Single County	Ottawa	----	----	3/31/2006	Geo	3/31/2006	Geo
Decatur	8/6/2007	Pop	1/29/2007	Pop	6/16/2006	Geo	Pawnee	3/31/2006	Geo	6/14/2007	Pop	6/16/2006	Geo
Dickinson	----	----	----	----	3/31/2006	Geo	Phillips	4/30/2009	Geo	3/20/2007	Pop	6/16/2006	Geo
Doniphan	4/17/2007	Pop	4/10/2006	Pop	3/31/2006	Geo	Pottawatomie	----	----	9/30/09	Geo	6/16/2006	Geo
Douglas	1/18/2006	Pop	6/11/2009	Pop	----	----	Pratt	5/14/2007	Med	3/6/2007	Pop	9/25/09	Geo
Edwards	4/30/2009	Pop	3/20/2007	Pop	4/10/2007	Geo	Rawlins	10/27/2008	Geo	6/15/2009	Geo	6/16/2006	Geo
Elk	11/16/2005	Geo	1/19/2005	Geo	3/31/2006	Geo	Reno	6/17/2009	Pop	6/14/2007	Med	9/25/09	Geo
Ellis	4/13/2007	Pop	1/21/2005	Pop	6/16/2006	Geo	Republic	4/21/2005	Geo	3/6/2007	Pop	6/16/2006	Geo
Ellsworth	----	----	----	----	3/31/2006	Geo	Rice	6/19/2009	Pop	8/16/2007	Pop	6/16/2006	Geo
Finney	1/17/2006	Pop	2/16/2006	Pop	9/6/2006	Geo	Riley	5/27/2008	Pop	3/21/2006	Pop	6/16/2006	Geo
Ford	4/13/2007	Pop	10/14/2008	Pop	9/6/2006	Geo	Rooks	12/19/2007	Med	1/29/2007	Pop	6/16/2006	Geo
Franklin	----	----	----	----	3/31/2006	Single County	Rush	11/4/2005	Pop	1/29/2007	Pop	6/16/2006	Geo
Geary	11/18/2005	Pop	4/12/2006	Pop	6/16/2006	Geo	Russell	4/13/2007	Pop	3/6/2007	Pop	6/16/2006	Geo
Gove	10/3/2006	Pop	2/16/2006	Geo	6/16/2006	Geo	Saline	----	----	----	----	3/31/2006	Geo
Graham	4/18/2007	Pop	1/29/2007	Pop	6/16/2006	Geo	Scott	4/30/09 CITY	Pop	5/20/2005 2008, 2009	Pop	9/6/2006	Geo
Grant	1/17/2006	Pop	3/31/2006	Geo	9/6/2006	Geo	Sedgwick	2008 Partial City	Pop	Partial City	Pop	----	----
Gray	6/11/2007	Geo	2/16/2006	Geo	9/6/2006	Geo	Seward	12/21/2007	Pop	3/6/2007	Pop	9/1/2006	Geo
Greeley	----	----	6/22/2007	Pop	9/6/2006	Geo	Shawnee	2/2/07 CITY	Med	5/31/07 CITY	Med	----	----
Greenwood	12/12/2006	Pop	2/3/2006	Geo	3/31/2006	Geo	Sheridan	12/23/2009	Geo	3/6/2007	Pop	6/16/2006	Geo
Hamilton	4/23/2009	Geo	3/29/2007	Pop	9/6/2006	Geo	Sherman	5/14/2007	Pop	3/30/2007	Pop	6/16/2006	Geo
Harper	4/17/2007	Pop	3/29/2007	Pop	9/25/09	Geo	Smith	4/30/2009	Pop	12/1/2006	Pop	6/16/2006	Geo
Harvey	----	----	----	----	----	----	Stafford	1/17/2006	Pop	4/10/2006	Geo	6/16/2006	Geo
Haskell	4/6/2009	Geo	6/11/2009	Geo	9/1/2006	Geo	Stanton	2/7/2007	Pop	2/16/2006	Geo	9/6/2006	Geo
Hodgeman	4/30/2009	Geo	6/11/2009	Geo	9/6/2006	Geo	Stevens	5/14/2007	Pop	3/3/2006	Pop	9/1/2006	Geo
Jackson	6/28/2006	Geo	3/28/2006	Geo	3/31/2006	Geo	Sumner	----	----	----	----	3/31/2006	Single County
Jefferson	1/17/2006	Geo	2/17/2006	Geo	4/10/2007	Geo	Thomas	----	----	----	----	6/16/2006	Geo
Jewell	1/17/2006	Geo	3/20/2007	Pop	6/16/2006	Geo	Trego	4/10/2009	Pop	8/9/2007	Geo	6/16/2006	Geo
Johnson	----	----	----	----	----	----	Wabaunsee	6/22/2007	Geo	10/8/2008	Geo	3/31/2006	Geo
Kearny	5/14/2007	Pop	3/3/2006	Pop	9/6/2006	Geo	Wallace	2/16/2005	Geo	1/19/2005	Geo	6/16/2006	Geo
Kingman	12/19/2005	Geo	----	----	9/25/09	Geo	Washington	5/14/2007	Med	2/3/2006	Geo	6/16/2006	Geo
Kiowa	3/30/2007	Geo	2/3/2006	Geo	4/10/2007	Geo	Wichita	4/30/2009	Geo	5/20/2005	Pop	9/6/2006	Geo
Labette	10/8/2008	Pop	8/16/2007	Pop	4/17/2007	Single County	Wilson	10/8/2008	Pop	4/14/2005	Pop	3/31/2006	Geo
Lane	1/23/2006	Pop	6/15/2009	Geo	9/6/2006	Geo	Woodson	3/30/2007	Pop	12/1/2006	Pop	6/16/2006	Geo
Leavenworth	----	----	----	----	4/10/2007	Geo	Wyandotte	6/4/2007	Med	5/31/2007	Pop	----	----
Lincoln	1/17/2006	Geo	12/18/2006	Pop	3/31/2006	Geo							



TABLE OF GOVERNOR-DESIGNATED SHORTAGE DESIGNATIONS BY COUNTY: JULY 2009

K-MUA for Governor's			
County	Designation	RHC Eligible	Number RHC's
Allen	KMUA09	Yes	4
Anderson	KMUA09	Yes	1
Atchison	KMUA06	Yes	3
Barber	KMUA09	Yes	3
Barton	KMUA07	Yes	6
Bourbon	----	----	0
Brown	KMUA08	Yes	4
Butler	----	----	3
Chase	KMUA09	Yes	1
Chautauqua	KMUA09	Yes	2
Cherokee	KMUA09	Yes	2
Chevenne	KMUA09	Yes	2
Clark	KMUA09	Yes	2
Clay	----	Yes*	1
Cloud	KMUA09	Yes	3
Coffey	KMUA06	Yes	3
Comanche	KMUA09	Yes	0
Cowley	----	Yes*	4
Crawford	----	Yes*	4
Decatur	KMUA09	Yes	1
Dickinson	KMUA08	Yes	1
Doniphan	KMUA09	Yes	2
Douglas	----	Part	Part Urban
Edwards	KMUA09	Yes	2
Elk	KMUA09	Yes	2
Ellis	----	Yes*	5
Ellsworth	KMUA09	Yes	4
Finney	KMUA07	Yes	0
Ford	----	Yes*	3
Franklin	KMUA09	Yes	1
Geary	KMUA09	Yes	1
Gove	----	Yes*	0
Graham	KMUA09	Yes	1
Grant	KMUA06	Yes	1
Gray	KMUA09	Yes	1
Greeley	KMUA07	Yes	1
Greenwood	KMUA08	Yes	2
Hamilton	KMUA09	Yes	1
Harper	KMUA06	Yes	3
Harvey	----	----	Urban
Haskell	KMUA09	Yes	2
Hodgeman	KMUA09	Yes	1
Jackson	KMUA08	Yes	3
Jefferson	KMUA09	Yes	0
Jewell	KMUA09	Yes	1
Johnson	----	----	Urban
Kearny	KMUA09	Yes	0
Kindman	KMUA09	Yes	2
Kiowa	KMUA09	Yes	2
Labette	----	Yes*	2
Lane	KMUA09	Yes	2
Leavenworth	KMUA08	Part	Part Urban
Lincoln	KMUA09	Yes	2

K-MUA for Governor's			
County	Designation	RHC Eligible	Number RHC's
Linn	KMUA09	Yes	2
Logan	KMUA07	Yes	1
Lyon	----	Yes*	0
Marion	KMUA09	Yes	3
Marshall	KMUA07	Yes	4
McPherson	----	Part	1
Meade	KMUA09	Yes	4
Miami	KMUA09	Yes	3
Mitchell	----	----	0
Montaomerv	----	Yes*	3
Morris	KMUA09	Yes	0
Morton	KMUA08	Yes	0
Nemaha	KMUA07	Yes	3
Neosho	KMUA08	Yes	4
Ness	KMUA08	Yes	2
Norton	KMUA09	Yes	1
Osage	KMUA09	Yes	0
Osborne	KMUA09	Yes	0
Ottawa	KMUA09	Yes	0
Pawnee	----	Yes*	3
Phillips	KMUA09	Yes	2
Pottawatomie	----	----	3
Pratt	KMUA09	Yes	2
Rawlins	KMUA09	Yes	2
Reno	----	Yes*	5
Republic	KMUA09	Yes	0
Rice	KMUA09	Yes	2
Riley	----	Yes*	0
Rooks	KMUA09	Yes	2
Rush	KMUA09	Yes	1
Russell	KMUA08	Yes	3
Saline	----	----	0
Scott	----	Part	1
Sedawick	----	----	Urban
Seward	----	Yes*	0
Shawnee	----	----	Urban
Sheridan	KMUA09	Yes	1
Sherman	----	Yes*	1
Smith	KMUA08	Yes	1
Stafford	KMUA09	Yes	2
Stanton	KMUA09	Yes	0
Stevens	KMUA09	Yes	1
Sumner	KMUA08	Yes	6
Thomas	KMUA09	Yes	1
Trego	KMUA06	Yes	1
Wabaunsee	KMUA09	Yes	0
Wallace	KMUA09	Yes	1
Washington	KMUA09	Yes	1
Wichita	KMUA08	Yes	1
Wilson	KMUA08	Yes	3
Woodson	KMUA09	Yes	1
Wyandotte	----	----	Urban

*Counties are RHC eligible as a result of a HPSA designation



SUMMARY OF PHYSICIAN COUNTS AND FTEs BY COUNTY FOR 2008

County	Total Physician Count		Primary Care Physician Count		2008 Adjusted Population **	Population To FTE Physician Ratio	Kansas Gov MUA	Population Density Peer Group	County	Total Physician Count		Primary Care Physician Count		2008 Adjusted Population **	Population To FTE Physician Ratio	Kansas Gov MUA	Population Density Peer Group
	(Duplicated)	(Duplicated)	(Duplicated)	(Duplicated)						(Duplicated)	(Duplicated)	(Duplicated)	(Duplicated)				
Allen	13	6	5.58	12.962	2,323	2,830	Dense Rural	Linn	6	5	2.90	9.485	3,271	4,992	Rural		
Anderson	5	4	3.83	7.857	2,051	2,776	Rural	Lodan	4	4	3.23	2.536	785	1,137	Frontier		
Atchison	30	13	7.92	15,428	1,948	2,229	Dense Rural	Lyon	40	23	18.98	33,949	1,789	1,888	Semi-Urban		
Barber	5	3	2.25	4,609	2,048	3,687	Frontier	Marion	6	4	2.70	11,335	4,198	6,668	Rural		
Barton	49	27	23.43	26,931	1,149	1,201	Dense Rural	Marshall	21	10	5.51	9,934	1,803	2,203	Rural		
Bourbon	25	11	8.53	14,527	1,703	1,929	Dense Rural	McPherson	29	21	18.02	27,407	1,521	1,610	Dense Rural		
Brown	15	8	6.38	9,807	1,537	1,823	Rural	Meade	5	4	2.04	4,245	2,081	4,082	Frontier		
Butler	59	35	30.59	61,552	2,012	2,080	Semi-Urban	Miami	41	13	11.37	30,243	2,660	2,916	Semi-Urban		
Chase	2	2	0.23	2,691	11,700	---	Frontier	Mitchell	6	6	5.71	5,947	1,042	1,263	Rural		
Chautauqua	1	1	0.70	3,614	5,163	---	Rural	Montgomery	47	20	16.20	33,495	2,068	2,204	Semi-Urban		
Cherokee	9	6	4.01	20,747	5,174	6,893	Dense Rural	Morris	3	3	2.77	5,962	2,152	3,368	Rural		
Chevenne	4	3	1.64	2,688	1,639	4,200	Frontier	Morton	6	4	3.09	2,921	945	1,398	Frontier		
Clark	4	2	1.30	2,062	1,586	6,873	Frontier	Nemaha	13	11	7.05	9,614	1,364	1,589	Rural		
Clay	10	8	5.34	8,694	1,628	2,003	Rural	Neosho	18	10	7.85	15,745	2,006	2,299	Dense Rural		
Cloud	12	9	3.50	8,791	2,512	3,516	Rural	Ness	3	3	2.18	2,866	1,315	2,429	Frontier		
Coffey	10	6	5.05	8,239	1,631	2,034	Rural	Norton	7	3	2.27	4,580	2,018	3,606	Rural		
Comanche	1	1	0.80	1,880	2,350	---	Frontier	Osage	4	4	3.65	16,094	4,409	6,073	Dense Rural		
Cowley	31	22	20.03	32,257	1,610	1,695	Dense Rural	Osborne	2	2	0.57	3,685	6,465	---	Frontier		
Crawford	69	34	24.16	37,054	1,534	1,600	Semi-Urban	Ottawa	3	3	3.00	5,835	1,945	2,918	Rural		
Decatur	5	2	1.73	2,791	1,613	3,823	Frontier	Pawnee	9	6	3.06	5,387	1,760	2,615	Rural		
Dickinson	17	15	12.20	18,990	1,557	1,696	Dense Rural	Phillips	7	3	1.84	5,196	2,824	6,186	Rural		
Doniphan	4	3	2.20	7,362	3,346	6,135	Dense Rural	Pottawatomie	17	15	11.17	19,413	1,738	1,909	Dense Rural		
Douglas	163	68	53.70	106,034	1,975	2,012	Urban	Pratt	9	7	4.07	9,086	2,232	2,960	Rural		
Edwards	2	2	1.41	3,021	2,143	7,368	Frontier	Rawlins	2	2	0.87	2,447	2,813	---	Frontier		
Elk	2	2	0.60	2,961	4,935	---	Frontier	Reno	65	43	30.74	60,174	1,958	2,023	Semi-Urban		
Ellis	79	30	15.81	26,542	1,679	1,792	Dense Rural	Republic	10	7	2.56	4,672	1,825	2,995	Rural		
Ellsworth	5	3	2.34	5,424	2,318	4,048	Rural	Rice	4	4	2.36	9,181	3,890	6,751	Rural		
Finney	57	24	19.09	40,426	2,118	2,235	Dense Rural	Riley	98	45	34.30	61,755	1,800	1,855	Semi-Urban		
Ford	40	20	15.80	32,511	2,058	2,197	Dense Rural	Rooks	3	3	2.81	4,939	1,758	2,729	Rural		
Franklin	26	8	7.11	25,970	3,653	4,250	Semi-Urban	Rush	1	1	1.00	3,144	3,144	---	Frontier		
Geary	33	13	10.88	30,560	2,809	3,093	Semi-Urban	Russell	8	8	5.63	6,432	1,142	1,389	Rural		
Gove	5	5	4.06	2,495	615	815	Frontier	Saline	109	65	42.99	53,214	1,238	1,267	Semi-Urban		
Graham	2	2	1.55	2,523	1,628	4,587	Frontier	Scott	5	4	3.01	4,491	1,492	2,234	Rural		
Grant	9	6	5.00	7,324	1,465	1,831	Rural	Sedwick	1005	483	293.91	476,585	1,622	1,627	Urban		
Grav	2	2	1.76	5,547	3,152	7,299	Rural	Seward	33	16	12.03	22,602	1,879	2,049	Dense Rural		
Greeley	4	4	2.40	1,239	516	885	Frontier	Shawnee	354	142	90.35	169,813	1,880	1,901	Urban		
Greenwood	4	4	3.53	6,670	1,890	2,636	Rural	Sheridan	1	1	1.00	2,466	2,466	---	Frontier		
Hamilton	1	1	0.56	2,588	4,621	---	Frontier	Sherman	16	5	3.85	5,879	1,527	2,063	Rural		
Harper	10	5	3.30	5,689	1,724	2,473	Rural	Smith	9	4	2.58	3,792	1,470	2,400	Frontier		
Harvey	66	32	25.39	32,235	1,270	1,322	Semi-Urban	Stafford	1	1	0.96	4,247	4,424	---	Rural		
Haskell	1	1	0.57	3,884	6,814	---	Rural	Stanton	2	2	1.64	2,093	1,276	3,270	Frontier		
Hodgeman	1	1	0.73	1,913	2,621	---	Frontier	Stevens	4	2	2.00	4,996	2,498	4,996	Rural		
Jackson	16	11	8.40	13,009	1,549	1,758	Rural	Sumner	16	13	10.51	23,208	2,208	2,440	Dense Rural		
Jefferson	4	4	2.92	18,162	6,220	9,459	Dense Rural	Thomas	11	5	3.40	6,996	2,058	2,915	Rural		
Jewell	1	1	0.05	3,097	61,940	---	Frontier	Trego	4	3	2.25	2,773	1,232	2,218	Frontier		
Johnson	1420	511	362.88	529,115	1,458	1,462	Urban	Wabaunsee	2	2	1.13	6,810	6,027	52,385	Rural		
Kearny	3	3	1.68	4,114	2,449	6,050	Frontier	Wallace	3	3	0.46	1,379	2,998	---	Frontier		
Kinman	6	2	1.91	7,521	3,938	8,265	Rural	Washington	7	6	2.92	5,587	1,913	2,910	Rural		
Kiowa	1	1	1.00	2,433	2,433	---	Frontier	Wichita	3	3	2.00	2,123	1,062	2,123	Frontier		
Labette	39	14	13.28	21,014	1,582	1,711	Dense Rural	Wilson	16	10	7.19	9,460	1,316	1,528	Rural		
Lane	2	2	0.91	1,720	1,890	---	Frontier	Woodson	3	3	0.48	3,171	6,606	---	Rural		
Leavenworth	121	40	26.47	67,641	2,555	2,656	Semi-Urban	Wvandonette	581	245	105.96	152,695	1,441	1,455	Urban		
Lincoln	1	1	1.00	3,185	3,185	---	Frontier	Statewide	5188	2359	1,577.61	2,720,184	---	---	---		




SUMMARY OF DENTIST COUNTS AND FTEs BY COUNTY FOR 2008

County	Total Dentist (Duplicated)	2008 Estimated Population	2008 Adjusted Population	Dentist FTE	Population to FTE Dentist Ratio	Population Density Peer Group	County	Total Dentist (Duplicated)	2008 Estimated Population	2008 Adjusted Population	Dentist FTE	Population to FTE Dentist Ratio	Population Density Peer Group
Allen	5	13319	12,962	4.28	3,029	Dense Rural	Linn	3	9616	9,485	1.71	5,547	Rural
Anderson	2	7984	7,857	1.86	4,224	Rural	Logan	2	2593	2,536	2.10	1,208	Frontier
Atchison	6	16481	15,428	6.02	2,563	Dense Rural	Lyon	15	35562	33,949	11.45	2,965	Dense Rural
Barber	0	4674	4,609	0.00	---	Frontier	Marion	6	12100	11,335	4.93	2,299	Rural
Barton	11	27703	26,931	8.99	2,996	Dense Rural	Marshall	4	10178	9,934	2.85	3,486	Rural
Bourbon	5	14851	14,527	2.88	5,044	Dense Rural	McPherson	13	29044	27,407	9.62	2,849	Dense Rural
Brown	2	10009	9,807	1.77	5,541	Rural	Meade	1	4359	4,245	0.72	5,896	Frontier
Butler	21	63562	61,552	20.96	2,937	Semi-Urban	Miami	11	30989	30,243	8.68	3,484	Semi-Urban
Chase	0	2804	2,691	0.00	---	Frontier	Mitchell	2	6292	5,947	1.56	3,812	Rural
Chautauqua	2	3768	3,614	1.95	1,853	Rural	Montgomery	13	34395	33,495	10.27	3,261	Semi-Urban
Cherokee	4	21082	20,747	2.61	7,949	Dense Rural	Morris	1	6037	5,962	1.05	5,678	Rural
Cheyenne	2	2742	2,688	1.73	1,554	Frontier	Morton	1	2978	2,921	1.08	2,705	Frontier
Clark	0	2108	2,062	0.00	---	Frontier	Nemaha	7	10112	9,614	6.01	1,600	Rural
Clay	3	8859	8,694	2.18	3,988	Rural	Neosho	5	16223	15,745	3.27	4,815	Dense Rural
Cloud	2	9453	8,791	2.10	4,186	Rural	Ness	0	2945	2,866	0.00	---	Frontier
Coffey	4	8409	8,239	2.63	3,133	Rural	Norton	3	5370	4,580	3.12	1,468	Rural
Comanche	1	1950	1,880	0.24	7,833	Frontier	Osage	3	16327	16,094	2.68	6,005	Dense Rural
Cowley	14	34065	32,257	12.16	2,653	Dense Rural	Osborne	2	3804	3,685	1.02	3,613	Frontier
Crawford	19	38868	37,054	16.78	2,208	Semi-Urban	Ottawa	2	6026	5,835	0.86	6,785	Rural
Decatur	1	2912	2,791	0.71	3,931	Frontier	Pawnee	3	6291	5,387	2.16	2,494	Rural
Dickinson	8	19328	18,990	6.16	3,083	Dense Rural	Phillips	3	5339	5,196	2.10	2,474	Rural
Doniphan	1	7753	7,362	0.32	23,006	Dense Rural	Pottawatomie	4	19695	19,413	3.50	5,547	Dense Rural
Douglas	53	114748	106,034	46.35	2,288	Urban	Pratt	6	9411	9,086	3.72	2,442	Rural
Edwards	1	3082	3,021	0.81	3,730	Frontier	Rawlins	0	2503	2,447	0.00	---	Frontier
Elk	0	3047	2,961	0.00	---	Frontier	Reno	25	63427	60,174	20.61	2,920	Semi-Urban
Ellis	10	27801	26,542	10.32	2,572	Dense Rural	Republic	2	4812	4,672	1.92	2,433	Rural
Ellsworth	4	6250	5,424	3.26	1,664	Rural	Rice	4	10060	9,181	2.66	3,452	Rural
Finney	15	40998	40,426	14.16	2,855	Dense Rural	Riley	31	71069	61,755	22.84	2,704	Semi-Urban
Ford	10	33293	32,511	8.77	3,707	Dense Rural	Rooks	2	5136	4,939	1.23	4,015	Rural
Franklin	7	26562	25,970	5.67	4,580	Semi-Urban	Rush	1	3232	3,144	0.79	3,980	Frontier
Geary	19	31171	30,560	17.12	1,785	Semi-Urban	Russell	2	6641	6,432	1.88	3,421	Rural
Gove	1	2548	2,495	1.20	2,079	Frontier	Saline	27	54657	53,214	22.90	2,324	Semi-Urban
Graham	1	2592	2,523	0.75	3,364	Frontier	Scott	2	4577	4,491	1.58	2,842	Rural
Grant	1	7395	7,324	0.60	12,207	Rural	Sedgwick	207	482863	476,585	180.60	2,639	Urban
Gray	1	5688	5,547	0.48	11,556	Rural	Seward	5	23016	22,602	3.35	6,747	Dense Rural
Greeley	0	1266	1,239	0.00	---	Frontier	Shawnee	79	174709	169,813	68.34	2,485	Urban
Greenwood	2	6861	6,670	0.86	7,756	Rural	Sheridan	1	2510	2,466	1.05	2,349	Frontier
Hamilton	2	2631	2,588	0.87	2,975	Frontier	Sherman	2	6013	5,879	1.55	3,793	Rural
Harper	3	5857	5,689	1.01	5,633	Rural	Smith	3	3901	3,792	1.69	2,244	Frontier
Harvey	16	33675	32,235	13.32	2,420	Semi-Urban	Stafford	1	4326	4,247	0.60	7,078	Rural
Haskell	0	3919	3,884	0.00	---	Rural	Stanton	1	2148	2,093	0.16	13,081	Frontier
Hodgeman	0	1948	1,913	0.00	---	Frontier	Stevens	2	5056	4,996	1.89	2,643	Rural
Jackson	3	13240	13,009	2.66	4,891	Rural	Sumner	13	23616	23,208	10.24	2,266	Dense Rural
Jefferson	3	18421	18,162	2.55	7,122	Dense Rural	Thomas	5	7277	6,996	3.67	1,906	Rural
Jewell	1	3142	3,097	0.48	6,452	Frontier	Trego	0	2882	2,773	0.00	---	Frontier
Johnson	346	534093	529,115	300.34	1,762	Urban	Wabaunsee	0	6922	6,810	0.00	---	Rural
Kearny	1	4159	4,114	0.96	4,285	Frontier	Wallace	0	1404	1,379	0.00	---	Frontier
Kingman	2	7719	7,521	1.59	4,730	Rural	Washington	1	5791	5,587	0.90	6,208	Rural
Kiowa	0	2541	2,433	0.00	---	Frontier	Wichita	1	2148	2,123	1.20	1,769	Frontier
Labette	7	21871	21,014	5.75	3,655	Dense Rural	Wilson	2	9698	9,460	1.40	6,757	Rural
Lane	0	1743	1,720	0.00	---	Frontier	Woodson	1	3285	3,171	0.77	4,118	Rural
Leavenworth	24	74276	67,641	21.53	3,142	Urban	Wyandotte	51	154287	152,695	46.54	3,281	Urban
Lincoln	1	3261	3,185	1.14	2,794	Frontier	Statewide	1228	2802134	2,720,184	1,043.70	2606	---



2010 PRIMARY CARE

HEALTH PROFESSIONAL UNDERSERVED AREAS REPORT



Funding for this report was provided by grants from the Health Resources and Services Administration (HRSA), including the Primary Care Cooperative Agreement (CFDA 93-130), State Office of Rural Health Grant (CFDA 93-913) and the Medicare Rural Hospital Flexibility Grant (CFDA 93-241).

